



LEEDS
BECKETT
UNIVERSITY

Citation:

Kor, A and Bennett, B (2013) A Hybrid Reasoning Model for “Whole and Part” Cardinal Direction Relations. *Advances in Artificial Intelligence*. ISSN 1687-7489 DOI: <https://doi.org/10.1155/2013/205261>

Link to Leeds Beckett Repository record:

<https://eprints.leedsbeckett.ac.uk/id/eprint/709/>

Document Version:

Article (Published Version)

Creative Commons: Attribution 3.0

The aim of the Leeds Beckett Repository is to provide open access to our research, as required by funder policies and permitted by publishers and copyright law.

The Leeds Beckett repository holds a wide range of publications, each of which has been checked for copyright and the relevant embargo period has been applied by the Research Services team.

We operate on a standard take-down policy. If you are the author or publisher of an output and you would like it removed from the repository, please [contact us](#) and we will investigate on a case-by-case basis.

Each thesis in the repository has been cleared where necessary by the author for third party copyright. If you would like a thesis to be removed from the repository or believe there is an issue with copyright, please contact us on openaccess@leedsbeckett.ac.uk and we will investigate on a case-by-case basis.

Research Article

A Hybrid Reasoning Model for “Whole and Part” Cardinal Direction Relations

Ah-Lian Kor¹ and Brandon Bennett²

¹ Arts Environment and Technology Faculty, Leeds Metropolitan University, Headingley Campus, Leeds LS6 3QS, UK

² School of Computing, University of Leeds, Leeds LS2 9JT, UK

Correspondence should be addressed to Ah-Lian Kor; a.kor@leedsmet.ac.uk

Received 8 May 2012; Accepted 24 September 2012

Academic Editor: Ian Mitchell

Copyright © 2013 A.-L. Kor and B. Bennett. This is an open access article distributed under the Creative Commons Attribution License, which permits unrestricted use, distribution, and reproduction in any medium, provided the original work is properly cited.

We have shown how the nine *tiles* in the projection-based model for cardinal directions can be partitioned into sets based on horizontal and vertical constraints (called *Horizontal and Vertical Constraints Model*) in our previous papers (Kor and Bennett, 2003 and 2010). In order to come up with an expressive hybrid model for direction relations between two-dimensional single-piece regions (without holes), we integrate the well-known RCC-8 model with the above-mentioned model. From this expressive hybrid model, we derive 8 basic binary relations and 13 feasible as well as jointly exhaustive relations for the x - and y -directions, respectively. Based on these basic binary relations, we derive two separate 8×8 composition tables for both the expressive and weak direction relations. We introduce a formula that can be used for the computation of the composition of expressive and weak direction relations between “whole or part” regions. Lastly, we also show how the expressive hybrid model can be used to make several existential inferences that are not possible for existing models.

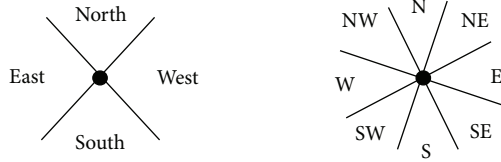
1. Introduction

Relative positions of regions in large-scale spaces, and particularly in the geographic domain, are often described by relations referring to cardinal directions. These relations specify the direction from one region to another in terms of the familiar compass bearings: north, south, east, and west. The intermediate directions northwest, northeast, southwest, and southeast are also often used. Some models for reasoning with cardinal directions are the cone-shaped [1, 2], projection-based models (*ibid*), and direction matrix [3–5].

Papadias and Theodoridis [6] describe topological and direction relations between regions using their minimum bounding rectangles (MBRs). However, the language used is not expressive enough to describe direction relations. Additionally, the MBR technique yields erroneous outcome when involving regions that are not rectangular in shape [4]. Some work has been done on hybrid direction models. Escrib and Toledo [7] and Clementini et al. [8] integrated qualitative

orientation and distance to obtain positional information. Isli [9] combined Frank's [1, 2] cardinal direction relations model and Freksa's [10] orientation model to facilitate a more expressive reasoning mechanism. Sharma and Flewelling [11] infer spatial relations from integrated topological and cardinal direction relations. Liu and colleagues [12] have developed reasoning algorithms which combine RCC-8 [13] for topological relations (discussed in Section 4) and the cardinal direction calculus (CDC [3–5], discussed in Section 2) for direction relations. Li and colleagues' work [14, 15] focuses on the development and evaluation of an efficient reasoning mechanism for RCC-8 and RA (Rectangle Algebra, and further explanation can be found in [16, 17]) which is employed to solve the satisfiability problem of these two joint constraint networks.

Typically, composition tables are used to infer spatial relations between objects. They have been employed to make different inferences about cardinal directions relations [3, 19–24]. One of the advantages of composition tables is that they



● Position of an observer

FIGURE 1: Cone-shaped direction model with 4 or 8 partitions (ibid).

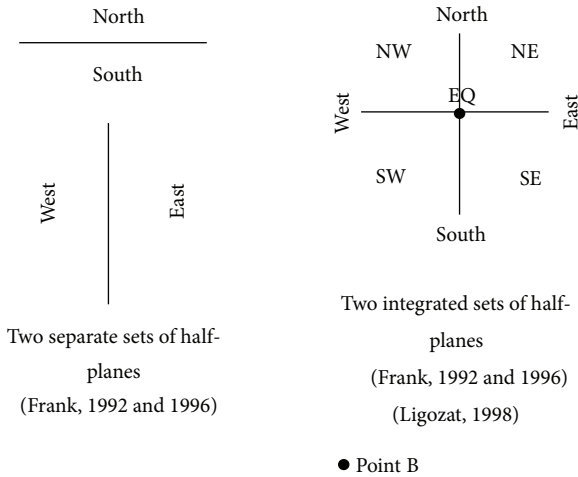


FIGURE 2: Cardinal directions defined by half-planes.

can lead to tractable computation of inferences [25]. In this paper, we have developed an expressive hybrid model for direction relations. We will describe the binary relations in the model and define “*whole and part*” relations. Based on this model, we derive two 8×8 composition tables for *expressive and weak* direction relations. This is followed by introducing a formula which could be used to compute both *expressive and weak* direction relations for “*whole and part*” regions. Finally, we will demonstrate how the model could be used to make several types of existential inferences.

2. Cardinal Direction Models

Frank [1, 2] defines cardinal directions as cones which are related to the angular direction between an observer’s position (in the form of a point) and a destination point. The cone-shaped cardinal direction model could have 4, 8, or more partitions (look at Figure 1).

Frank defines the four major cardinal directions (north, south, east, and west) as pair-wise opposites and half planes. When the two sets of half planes are combined, it yields four intermediate cardinal directions (northeast, northwest, southeast, and southwest) which are depicted in Figure 2. Ligozat [21] applies the model to points in a two-dimensional space. Thus, the referent object, *Point B*, will be given the four major directions. However, the relations between two objects will be denoted by one of the following basic relations: N, S, E, W, NE, NW, SE, SW, or EQ.

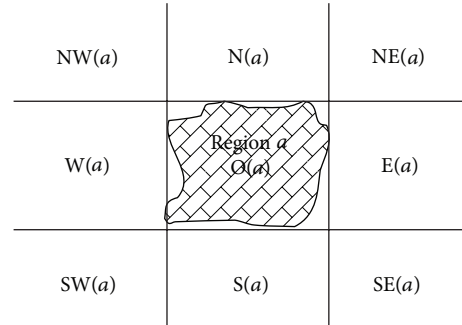


FIGURE 3: Cardinal directions defined by tiles for extended objects [1, 2].

Frank [1, 2] extends the half-planes to tiles for regions (as shown in Figure 3). In this projection-based model, the plane of an arbitrary single-piece region a is partitioned into nine tiles, North-West, $NW(a)$; North, $N(a)$; North-East, $NE(a)$; South-West, $SW(a)$; South, $S(a)$; South-East, $SE(a)$; West, $W(a)$; Neutral Zone, $O(a)$; East, $E(a)$. According to Frank, the O tile is considered a neutral zone, because in this tile, the relative cardinal direction between two regions cannot be determined due to their proximity.

Frank compares and contrasts reasoning with the cone-shaped and the projection-based models for cardinal directions. The reasoning capability for both the systems is limited and weak though they do not differ substantially in their reasoning outcomes. In order to create a more expressive reasoning model, Isli [26] integrates the Frank’s cone-shaped and projection-based models to facilitate reasoning about relative position of points of the 2-dimensional space. This hybrid model is well suited for applications of large-scale high-level vision, such as, for example, satellite-like surveillance of a geographic area.

The cardinal direction calculus (CDC) [3–5] is a very expressive qualitative calculus for directional information of extended objects. A direction relation matrix (DRM) in (1) is used to represent direction relations between connected plane regions. Liu and colleagues [27, 28] have shown that consistency checking of complete networks of basic CDC constraints is tractable, while reasoning with the CDC in general is NP hard. However, if some constraints are unspecified, then consistency checking of incomplete networks of basic CDC constraints is intractable.

The cardinal direction of a target object (region b) to a referent object (region a) as shown in Figure 4 is described by recording those tiles covered by the target object. According to Goyal and Egenhofer [4], a 3×3 matrix is employed to register the intersections between the target object and the tiles of the referent object (see (1)). The elements in the direction-relation matrix correspond to the tiles of the referent object, region a (in Figure 4).

In (1), the symbol \emptyset represents empty tile while $\neg\emptyset$ represents nonempty tile. These are used to describe cardinal directions at a coarse granularity level. In Figure 4, region b occupies the N, NW, and E tiles of region a . Thus, these three

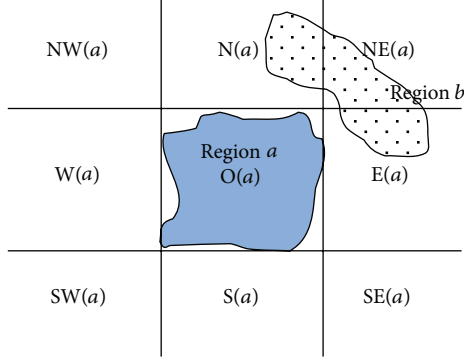


FIGURE 4: Nine tiles with regions a (as the referent object) and b (as the target object) [4, 5].

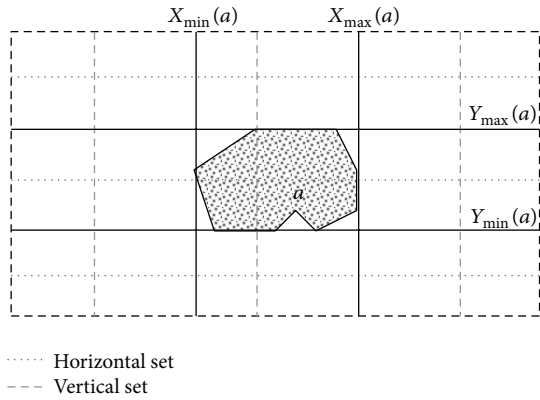


FIGURE 5: Horizontal and vertical sets of tiles for a .

tiles are considered nonempty while the rest are considered empty (as shown in (1)).

Goyal and Egenhofer [5] extend the direction relation matrix, so that it will be more expressive. Instead of using the empty and nonempty notations, it registers how much (in terms of proportion) the target region occupies each tile (see (2)). The expressive direction relation matrix in (2) has 6 elements of zero and three nonzero elements which sum up to 1.0. If the matrix has only one nonzero element then it is known as a *single element direction relation matrix* while a matrix with more than one nonzero element is called a *multielement direction relation matrix* (ibid).

Coarse direction relation matrix [4]:

$$\text{dir}_{RR}(a, b) = \begin{pmatrix} \text{area}(NW(a) \cap b) & \text{area}(N(a) \cap b) & \text{area}(NE(a) \cap b) \\ \text{area}(W(a) \cap b) & \text{area}(O(a) \cap b) & \text{area}(E(a) \cap b) \\ \text{area}(SW(a) \cap b) & \text{area}(S(a) \cap b) & \text{area}(SE(a) \cap b) \end{pmatrix}, \quad (1)$$

$$\text{dir}_{RR}(a, b) = \begin{pmatrix} 0 & \neg 0 & \neg 0 \\ 0 & 0 & \neg 0 \\ 0 & 0 & 0 \end{pmatrix}.$$

Expressive direction relation matrix [5]:

$$\text{dir}_{RR}(a, b) = \begin{pmatrix} \frac{\text{area}(NW(a) \cap b)}{\text{area of } b} & \frac{\text{area}(N(a) \cap b)}{\text{area of } b} & \frac{\text{area}(NE(a) \cap b)}{\text{area of } b} \\ \frac{\text{area}(W(a) \cap b)}{\text{area of } b} & \frac{\text{area}(O(a) \cap b)}{\text{area of } b} & \frac{\text{area}(E(a) \cap b)}{\text{area of } b} \\ \frac{\text{area}(SW(a) \cap b)}{\text{area of } b} & \frac{\text{area}(S(a) \cap b)}{\text{area of } b} & \frac{\text{area}(SE(a) \cap b)}{\text{area of } b} \end{pmatrix},$$

$$\text{dir}_{RR}(a, b) = \begin{pmatrix} 0 & 0.05 & 0.45 \\ 0 & 0 & 0.50 \\ 0 & 0 & 0 \end{pmatrix}. \quad (2)$$

3. Horizontal and Vertical Constraints Model

Every region has a minimal bounding box with specific minimum and maximum x (and y) values. The boundaries of the minimal bounding box of a region a are depicted in Figure 5. The set of boundaries of the minimal bounding box for region a could be represented as $\{X_{\min}(a), X_{\max}(a), Y_{\min}(a), Y_{\max}(a)\}$, and these values will be employed to define each tile.

The definition of the nine tiles in terms of the boundaries of the minimal bounding box is listed as below. Note, in this paper, all the tiles are regarded as mutually exclusive. Thus neighboring tiles cannot share common boundaries:

- (i) $N(a) \equiv \{\langle x, y \rangle \mid X_{\min}(a) \leq x < X_{\max}(a) \wedge y \geq Y_{\max}(a)\}$,
- (ii) $NE(a) \equiv \{\langle x, y \rangle \mid x \geq X_{\max}(a) \wedge y \geq Y_{\max}(a)\}$,
- (iii) $NW(a) \equiv \{\langle x, y \rangle \mid x < X_{\min}(a) \wedge y \geq Y_{\max}(a)\}$,
- (iv) $S(a) \equiv \{\langle x, y \rangle \mid X_{\min}(a) \leq x < X_{\max}(a) \wedge y < Y_{\min}(a)\}$,
- (v) $SE(a) \equiv \{\langle x, y \rangle \mid x \geq X_{\max}(a) \wedge y < Y_{\min}(a)\}$,
- (vi) $SW(a) \equiv \{\langle x, y \rangle \mid x < X_{\min}(a) \wedge y < Y_{\min}(a)\}$,
- (vii) $E(a) \equiv \{\langle x, y \rangle \mid x \geq X_{\max}(a) \wedge Y_{\min}(a) \leq y < Y_{\max}(a)\}$,
- (viii) $W(a) \equiv \{\langle x, y \rangle \mid x < X_{\min}(a) \wedge Y_{\min}(a) \leq y < Y_{\max}(a)\}$,
- (ix) $O(a) \equiv \{\langle x, y \rangle \mid X_{\min}(a) \leq x < X_{\max}(a) \wedge Y_{\min}(a) \leq y < Y_{\max}(a)\}$.

In our previous papers [29, 30], we have shown how to partition the nine tiles (in Figure 5) into sets based on horizontal and vertical constraints called the *Horizontal and Vertical Constraints Model*. However, in this paper, we shall rename the sets for easy comprehension purposes. The following are the definitions of the partitioned regions.

- (i) *WeakNorth(a)* is the region that covers the tiles $NW(a)$, $N(a)$, and $NE(a)$. $\text{WeakNorth}(a) \equiv NW(a) \cup N(a) \cup NE(a)$.
- (ii) *Horizontal(a)* is the region that covers the tiles $W(a)$, $O(a)$, and $E(a)$. $\text{Horizontal}(a) \equiv W(a) \cup O(a) \cup E(a)$.
- (iii) *WeakSouth(a)* is the region that covers the tiles $SW(a)$, $S(a)$, and $SE(a)$. $\text{WeakSouth}(a) \equiv SW(a) \cup S(a) \cup SE(a)$.

- (iv) $\text{WeakWest}(a)$ is the region that covers the *tiles* $\text{SW}(a)$, $\text{W}(a)$, and $\text{NW}(a)$. $\text{WeakWest}(a) \equiv \text{SW}(a) \cup \text{W}(a) \cup \text{NW}(a)$.
- (v) $\text{Vertical}(a)$ is the region that covers the *tiles* $\text{S}(a)$, $\text{O}(a)$, and $\text{N}(a)$. $\text{Vertical}(a) \equiv \text{S}(a) \cup \text{O}(a) \cup \text{N}(a)$.
- (vi) $\text{WeakEast}(a)$ is the region that covers the *tiles* $\text{SE}(a)$, $\text{E}(a)$, and $\text{NE}(a)$. $\text{WeakEast}(a) \equiv \text{SE}(a) \cup \text{E}(a) \cup \text{NE}(a)$.

4. RCC Model

RCC stands for region connection calculus [13, 18, 31]. It is a first-order theory employed for qualitative spatial representation as well as reasoning and is based on Clarke's logic of connection [32, 33]. The connection predicate, $C(a, b)$, which means "*region a is connected with region b*", is the only primitive predicate for RCC. This dyadic relation is both reflexive and symmetric and holds whenever regions a and b are "*connected*." The two main axioms expressing reflexivity and symmetry [18] are as follows:

$$\begin{aligned} \forall_a [C(a, a)] \quad (\text{reflexive}) \\ \forall_a \forall_b [C(a, b) \longrightarrow C(b, a)] \quad (\text{symmetric}). \end{aligned} \quad (3)$$

Based on this primitive, a basic set of dyadic relations are defined as shown in Table 1.

The relations P, PP, TPP, and NTPP are nonsymmetrical and will have their respective inverses (P_i , PP_i , TPP_i , and $NTPP_i$). Of all the listed relations, only 8 relations in the following set {DC, EC, PO, EQ, TPP, NTPP, TPP_i , $NTPP_i$ } are provably jointly exhaustive and pairwise disjoint (JEPD—which means any two regions are related by exactly one of these eight relations [34, 35]). Randell and colleagues [13] refer this set of relations as RCC-8, and they are depicted in Figure 6.

5. Expressive Hybrid Model

In our expressive hybrid model, we have combined our *Horizontal and Vertical Constraints Model* [29, 30] and RCC-8 [13].

5.1. Definitions. If there is a referent region a and another arbitrary region b , the possible basic binary relations between them can be defined as below.

In terms of weak relations,

- (i) $\text{WeakNorth}(b, a)$: $b \subseteq \text{WeakNorth}(a)$,
- (ii) $\text{Horizontal}(b, a)$: $b \subseteq \text{Horizontal}(a)$,
- (iii) $\text{WeakSouth}(b, a)$: $b \subseteq \text{WeakSouth}(a)$,
- (iv) $\text{WeakEast}(b, a)$: $b \subseteq \text{WeakEast}(a)$,
- (v) $\text{Vertical}(b, a)$: $b \subseteq \text{Vertical}(a)$,
- (vi) $\text{WeakWest}(b, a)$: $b \subseteq \text{WeakWest}(a)$.

In terms of RCC-8 relations,

- (i) $\text{DC}_y(a, b)$: y -dimension of a is disconnected from y -dimension of b ,
- (ii) $\text{EQ}_y(a, b)$: y -dimension of a is identical with y -dimension of b ,
- (iii) $\text{PO}_y(a, b)$: y -dimension of a partially overlaps y -dimension of b ,
- (iv) $\text{EC}_y(a, b)$: y -dimension of a is externally connected to y -dimension of b ,
- (v) $\text{TPP}_y(a, b)$: y -dimension of a is a tangential proper part of y -dimension of b ,
- (vi) $\text{NTPP}_y(a, b)$: y -dimension of a is a nontangential proper part of y -dimension of b ,
- (vii) $\text{TPP}_{iy}(a, b)$: y -dimension of b is a tangential proper part of y -dimension of a ,
- (viii) $\text{NTPP}_{iy}(a, b)$: y -dimension of b is a non-tangential proper part of y -dimension of a ,
- (ix) $\text{DC}_x(a, b)$: x -dimension of a is disconnected from x -dimension of b ,
- (x) $\text{EQ}_x(a, b)$: x -dimension of a is identical with x -dimension of b ,
- (xi) $\text{PO}_x(a, b)$: x -dimension of a partially overlaps x -dimension of b ,
- (xii) $\text{EC}_x(a, b)$: x -dimension of a is externally connected to x -dimension of b ,
- (xiii) $\text{TPP}_x(a, b)$: x -dimension of a is a tangential proper part of x -dimension of b ,
- (xiv) $\text{NTPP}_x(a, b)$: x -dimension of a is a non-tangential proper part of x -dimension of b ,
- (xv) $\text{TPP}_{ix}(a, b)$: x -dimension of b is a tangential proper part of x -dimension of a ,
- (xvi) $\text{NTPP}_{ix}(a, b)$: x -dimension of b is a non-tangential proper part of x -dimension of a .

5.2. Basic Binary Relations of the Hybrid Model. In this section, we shall demonstrate how we come up with all possible binary direction relations for the hybrid model. All the possible basic binary relations for each horizontal set are shown in Figure 7. The notations that will be used in this section are as follows.

- (i) $\text{REL}_y(b, Z)$ is any basic binary relation between b and the horizontally partitioned region, Z .
- (ii) $\text{REL}_x(b, Z)$ is any basic binary relation between b and the vertically partitioned region, Z .

Based on Figure 7, the total number of possible binary relations for the hybrid model in the y -direction is $[(2 + 4 + 2) + (2 \times 4) + (2 \times 2) + (4 \times 2) + (2 \times 4 \times 2)]$ which equals 44 cases. However, due to the single-piece condition, the following rules apply.

Rule 1. $\neg(b \subseteq \text{WeakNorth}(a) \wedge b \subseteq \text{WeakSouth}(a))$.

Rule 2. Assume U to be $\{\text{WeakNorth}(a), \text{Horizontal}(a), \text{WeakSouth}(a)\}$.

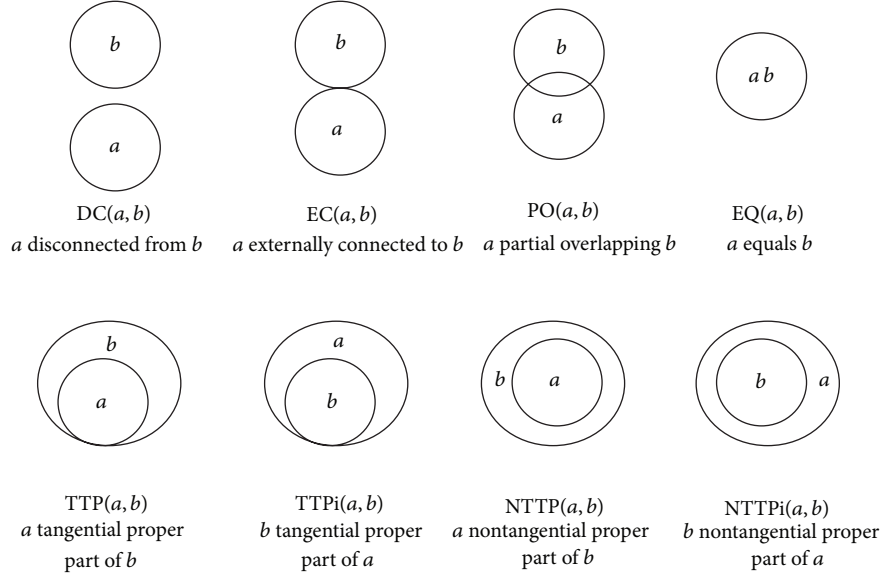


FIGURE 6: 8 basic JEPD RCC binary relations [13].

TABLE 1: Spatial relations defined in terms of $C(a, b)$ [18].

Relations	Semantics	Definition
$DC(a, b)$	a is disconnected from b	$\neg C(a, b)$
$P(a, b)$	a is part of b	$\forall_e [C(e, a) \rightarrow C(e, b)]$
$PP(a, b)$	a is a proper part of b	$P(a, b) \wedge \neg P(b, a)$
$EQ(a, b)$	a is identical with b	$P(a, b) \wedge P(b, a)$
$O(a, b)$	a overlaps b	$\exists_e [P(e, a) \wedge P(e, b)]$
$DR(a, b)$	a is discrete from b	$\neg O(a, b)$
$PO(a, b)$	a partially overlaps b	$O(a, b) \wedge \neg P(a, b) \wedge \neg P(b, a)$
$EC(a, b)$	a is externally connected to b	$C(a, b) \wedge \neg O(a, b)$
$TPP(a, b)$	a is a tangential proper part of b	$PP(a, b) \wedge \exists_e [EC(e, a) \wedge EC(e, b)]$
$NTTP(a, b)$	a is a nontangential proper part of b	$PP(a, b) \wedge \neg \exists_e [EC(e, a) \wedge EC(e, b)]$

If $NTPP_y(b, R)$ where $R \in U$ then $\neg(NTPP_y(b, R) \wedge REL_y(b, S))$,

where $S \in U - R$, or $\neg(NTPP_y(b, R) \wedge REL_y(b, S) \wedge REL_y(b, T))$,

where $T \in U - S$.

Rule 3. Assume U to be $\{\text{WeakNorth}(a), \text{WeakSouth}(a)\}$.

If $(TPP_y(b, \text{Horizontal}(a)) \wedge EC_y(b, R))$, where $R \in U$, then $\neg(TPP_y(b, \text{Horizontal}(a)) \wedge EC_y(b, R) \wedge REL_y(b, S))$, where $S \in U - R$.

Based on the rules above, the total number of feasible binary relations for single-piece regions in the y -direction is (44-4-23-4) which equals 13 cases. The thirteen feasible and jointly exhaustive binary relations for the hybrid model are depicted in Figure 8. This means that, in the hybrid model, the number of jointly exhaustive binary relations (in both the x -

and y -directions) that hold between two single-piece regions will be 13×13 . This concurs with the 13×13 basic relations in the *Rectangle Algebra Model* [16, 17].

6. Combined Mereological, Topological, and Cardinal Direction Relations

Mereology (from the Greek $\mu\epsilon\rho\omicron\varsigma$, “part”) is the theory of parthood relations: of the relations of part to whole and the relations, of part to part within a whole [36]. In this section, we shall make two distinctions: “*whole and part*” cardinal directions, as well as “*weak and expressive*” relations. We shall rewrite the notations used in our previous paper [29]. $P_R(b, a)$ means that only part of the destination extended region, b , is in tile $R(a)$. The direction relation $A_R(b, a)$ means that whole destination extended region, b , is in the tile $R(a)$. As

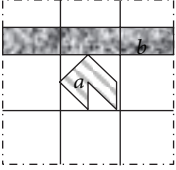
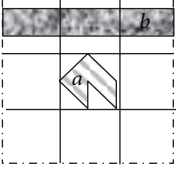
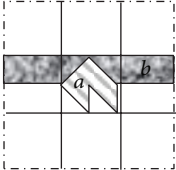
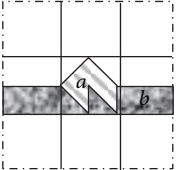
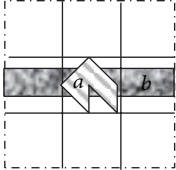
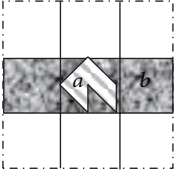
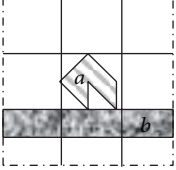
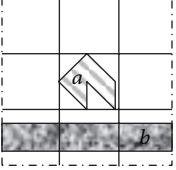
Region	Basic binary relations
WeakNorth(a) 2 possible cases	  $TPPy(b, \text{WeakNorth}(a)) \wedge$ $ECy(b, \text{Horizontal}(a))$ $NTPPy(b, \text{WeakNorth}(a))$
Horizontal(a) 4 possible cases	  $TPPy(b, \text{Horizontal}(a)) \wedge$ $ECy(b, \text{WeakNorth}(a))$ $TPPy(b, \text{Horizontal}(a)) \wedge$ $ECy(b, \text{WeakSouth}(a))$   $NTPPy(b, \text{Horizontal}(a))$ $EQy(b, \text{Horizontal}(a))$
WeakSouth(a) 2 possible cases	  $TPPy(b, \text{WeakSouth}(a)) \wedge$ $ECy(b, \text{Horizontal}(a))$ $NTPPy(b, \text{WeakSouth}(a))$

FIGURE 7: Possible basic binary relations for each horizontally partitioned region (note: it will be similar for vertically partitioned region).

an example, when b is completely in the South-East tile of a , this direction relation can be represented as shown below:

$$\begin{aligned}
 A_{SE}(b, a) &= \neg P_N(b, a) \wedge \neg P_{NE}(b, a) \wedge \neg P_{NW}(b, a) \\
 &\wedge \neg P_S(b, a) \wedge P_{SE}(b, a) \wedge \neg P_{SW}(b, a) \quad (4) \\
 &\wedge \neg P_W(b, a) \wedge \neg P_E(b, a) \wedge \neg P_O(b, a).
 \end{aligned}$$

The “*whole and weak*” direction relations are defined in terms of horizontal and vertical sets:

- (i) $A_N(b, a) \equiv \text{WeakNorth}(b, a) \wedge \text{Vertical}(b, a)$,
- (ii) $A_{NE}(b, a) \equiv \text{WeakNorth}(b, a) \wedge \text{WeakEast}(b, a)$,
- (iii) $A_{NW}(b, a) \equiv \text{WeakNorth}(b, a) \wedge \text{WeakWest}(b, a)$,
- (iv) $A_S(b, a) \equiv \text{WeakSouth}(b, a) \wedge \text{Vertical}(b, a)$,
- (v) $A_{SE}(b, a) \equiv \text{WeakSouth}(b, a) \wedge \text{WeakEast}(b, a)$,

$$(vi) A_{SW}(b, a) \equiv \text{WeakSouth}(b, a) \wedge \text{WeakWest}(b, a),$$

$$(vii) A_E(b, a) \equiv \text{Horizontal}(b, a) \wedge \text{WeakEast}(b, a),$$

$$(viii) A_W(b, a) \equiv \text{Horizontal}(b, a) \wedge \text{WeakWest}(b, a),$$

$$(ix) A_O(b, a) \equiv \text{Horizontal}(b, a) \wedge \text{Vertical}(b, a).$$

The “*whole and expressive*” direction relations are defined in terms of expressive horizontal and vertical sets. A general form of such direction relation can be represented as follows:

$$\begin{aligned}
 &{}^{\text{REL}y(b, H(a))} [A_R(b, a)]_{\text{REL}x(b, V(a))} \\
 &\equiv \text{REL}y(b, H(a)) \wedge \text{REL}x(b, V(a)), \quad (5)
 \end{aligned}$$

where $H(a)$ and $V(a)$ are horizontally and vertically partitioned regions for a , respectively, where $b \subseteq R(a)$ and $R(a) \subseteq (H(a) \cap V(a))$.

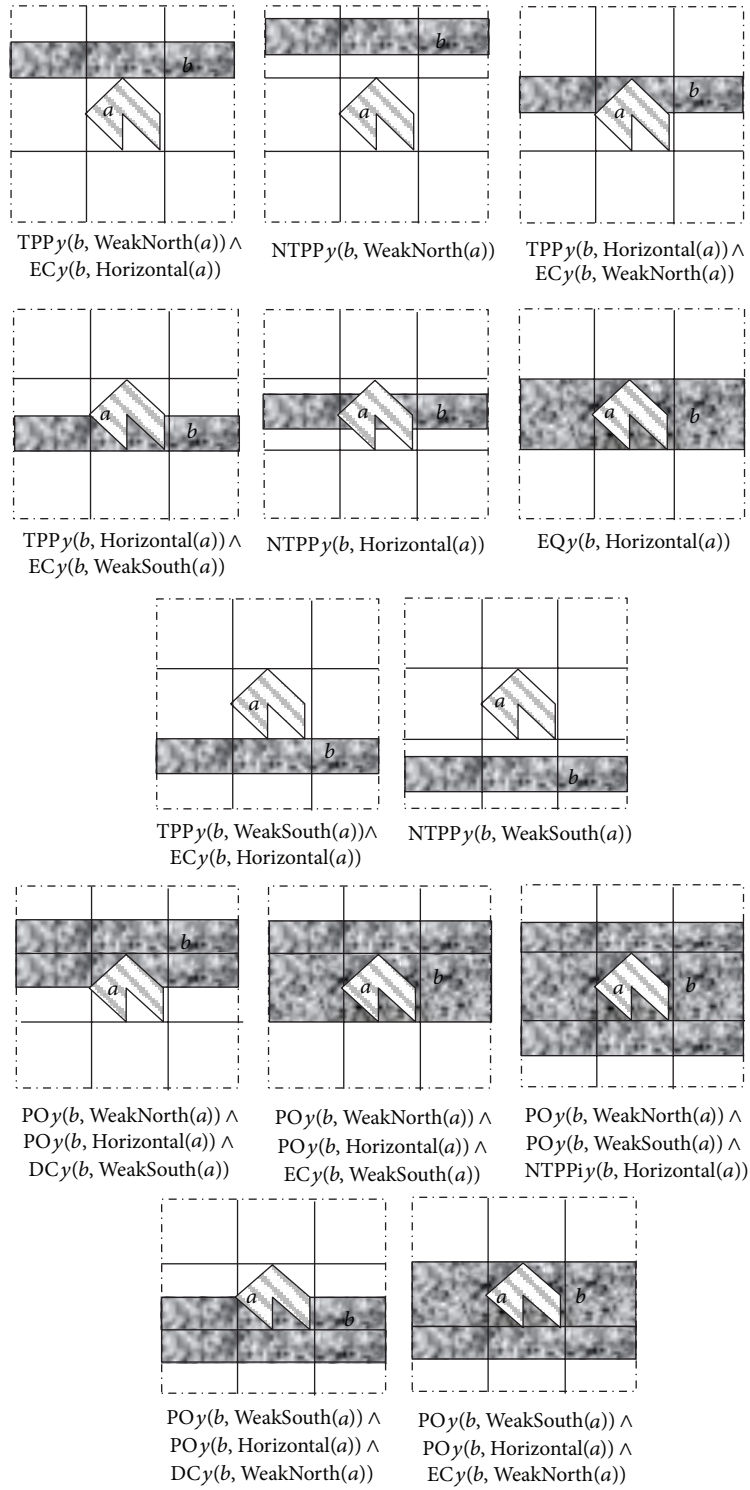


FIGURE 8: Thirteen feasible and jointly exhaustive binary relations in the y -direction for the hybrid model (note: this will be similar for x -direction for the model).

7. Composition Table

Composition is a common inference mechanism for a wide range of relations and has been exploited for automated reasoning. It has been employed for reasoning about temporal descriptions of events based on intervals [37], topological relations [5, 38–42], direction relations [1, 24, 29, 30], and combined topological relations with cardinal direction relations [19]. To reiterate, one of the main advantages of using composition tables is that they can lead to tractable computation of significant classes of inference [25].

Given the relation between a and b and the relation between b and c , a composition table allows for concluding the relation between a and c . Bennett [41] defines the concept of the composition of two binary relations as follows.

Given a theory Θ which is used to define a set β of mutually exhaustive and pairwise disjoint dyadic relations (i.e., a basis set), the composition, $\text{Comp}(R_1, R_2)$, of two relations R_1 and R_2 which are taken from β is defined to be the disjunction of all relations R_3 in β , such that, for arbitrary constants a , b , and c , the formula $R_1(a, b) \wedge R_2(b, c) \wedge R_3(a, c)$ is consistent with Θ .

7.1. Composition of Regions with Parts. In our previous paper [29], the method for computing the composition of cardinal direction relations for part regions is not robust enough, because it does not hold for all cases. In order to address this problem, we introduce a formula (obtained through case analyses) for computing the composition of cardinal direction relations. The basis of the formula is to consider the direction relation between a and each individual part of b followed by the direction relation between each individual part of b and c .

Assume that the region covers one or more *tiles* of region a while region c covers one or more *tiles* of b . The direction relation between a and b is $R(b, a)$ while the direction relation between b and c is $S(c, b)$. The composition of direction relations could be written as follows:

$$R(b, a) \wedge S(c, b). \quad (6)$$

Firstly, establish the direction relation between a and each individual part of b :

$$\begin{aligned} & R(b, a) \wedge S(c, b) \\ & \equiv [R_1(b_1, a) \wedge R_2(b_2, a) \cdots \wedge R_k(b_k, a)] \\ & \quad \wedge [S(c, b)], \end{aligned} \quad (7)$$

where $1 \leq k \leq 9$.

Consider the direction relation of each individual part of b and c . Equation (7) becomes

$$\begin{aligned} & [[R_1(b_1, a) \wedge S_{11}(c_1, b_1)] \vee [R_1(b_1, a) \wedge S_{12}(c_2, b_1)] \cdots \\ & \vee [R_1(b_1, a) \wedge S_{1m}(c_{1m}, b_1)]] \\ & \wedge [[R_2(b_2, a) \wedge S_{21}(c_1, b_2)] \vee [R_2(b_2, a) \wedge S_{22}(c_2, b_2)] \cdots \end{aligned}$$

$$\begin{aligned} & \vee [R_2(b_2, a) \wedge S_{2m}(c_{2m}, b_2)]] \\ & \wedge \cdots [[R_k(b_k, a) \wedge S_{k1}(c_1, b_k)] \vee [R_k(b_k, a) \wedge S_{k2}(c_2, b_k)] \cdots \\ & \vee [R_k(b_k, a) \wedge S_{km}(c_{km}, b_k)]]], \end{aligned} \quad (8)$$

where $1 \leq k, m \leq 9$.

7.2. Composition of Weak Direction Relations. Firstly, we shall demonstrate how to apply the formula for the composition of weak direction relations followed by more expressive direction relations.

Type 1. $A_R(b, a) \wedge A_R(c, b)$.

Find the composition of $A_O(b, a) \wedge A_{SW}(c, b)$.

Use (8) with $k = 1$ and $m = 1$:

$$\begin{aligned} & R_1(b_1, a) \wedge S_{11}(c_1, b_1) \\ & \equiv A_O(b, a) \wedge A_{SW}(c, b) \\ & \equiv [\text{Horizontal}(b, a) \wedge \text{Vertical}(b, a)] \\ & \quad \wedge [\text{WeakSouth}(c, b) \wedge \text{WeakWest}(c, b)] \\ & \equiv [\text{Horizontal}(b, a) \wedge \text{WeakSouth}(c, b)] \\ & \quad \wedge [\text{Vertical}(b, a) \wedge \text{WeakWest}(c, b)]. \end{aligned} \quad (9)$$

The outcome of the composition is

$$\begin{aligned} & [\text{Horizontal}(c, a) \vee \text{WeakSouth}(c, a)] \\ & \quad \wedge [\text{Vertical}(c, a) \vee \text{WeakWest}(c, a)]. \end{aligned} \quad (10)$$

This means that the region $c \subseteq O(a) \vee W(a) \vee S(a) \vee SW(a)$.

Type 2. $A_R(b, a) \wedge P_R(c, b)$.

Find the composition of $A_E(b, a) \wedge [P_{NW}(c, b) \wedge P_N(c, b)]$.

Use (8) with $k = 1$, and $1 \leq m \leq 2$:

$$\begin{aligned} & [[R_1(b_1, a) \wedge S_{11}(c_1, b_1)] \vee [R_1(b_1, a) \wedge S_{12}(c_2, b_1)]] \\ & \equiv [[A_E(b, a) \wedge A_{NW}(c_1, b)] \vee [A_E(b, a) \wedge A_N(c_2, b)]] \\ & \equiv [[\text{Horizontal}(b, a) \wedge \text{WeakEast}(b, a)] \\ & \quad \wedge [\text{WeakNorth}(c_1, b) \wedge \text{WeakWest}(c_1, b)]] \\ & \vee [[\text{Horizontal}(b, a) \wedge \text{WeakEast}(b, a)] \end{aligned}$$

$$\begin{aligned}
& \wedge [\text{WeakNorth}(c_2, b) \wedge \text{Vertical}(c_2, b)] \\
\equiv & [[\text{Horizontal}(b, a) \wedge \text{WeakNorth}(c_1, b)] \\
& \wedge [\text{WeakEast}(b, a) \wedge \text{WeakWest}(c_1, b)]] \\
\vee & [[\text{Horizontal}(b, a) \wedge \text{WeakNorth}(c_2, b)] \\
& \wedge [\text{WeakEast}(b, a) \wedge \text{Vertical}(c_2, b)]] .
\end{aligned} \tag{11}$$

The outcome of the composition is

$$\begin{aligned}
& [[\text{Horizontal}(c_1, a) \vee \text{WeakNorth}(c_1, a)] \\
& \wedge [\text{WeakEast}(c_1, a) \vee \text{Vertical}(c_1, a) \vee \text{WeakWest}(c_1, a)]] \\
\vee & [[\text{Horizontal}(c_2, a) \vee \text{WeakNorth}(c_2, a)] \\
& \wedge [\text{WeakEast}(c_2, a)]] .
\end{aligned} \tag{12}$$

Viewing the fact that $c_1 \subset c$ and $c_2 \subset c$, the above outcome can be written as

$$\begin{aligned}
& [[\text{Horizontal}(c, a) \vee \text{WeakNorth}(c, a)] \\
& \wedge [\text{WeakEast}(c, a) \vee \text{Vertical}(c, a) \vee \text{WeakWest}(c, a)]] .
\end{aligned} \tag{13}$$

This means that the region $c \subseteq E(a) \vee O(a) \vee W(a) \vee NE(a) \vee N(a) \vee NW(a)$.

Type 3. $P_R(b, a) \wedge A_R(c, b)$.

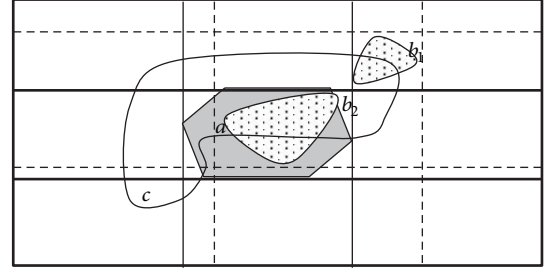
Find the composition of $[P_O(b_1, a) \wedge P_N(b_2, a)] \wedge A_{NE}(c, b)$. Establish the relationship between c and each individual part of b . In this case, $A_{NE}(c, b)$, $P_{NE}(c, b_1)$ and $P_{NE}(c, b_2)$ holds (this is not necessarily true for all cases).

Use (8) with $1 \leq k \leq 2$ and $m = 1$.

$$\begin{aligned}
& [[P_{R1}(b_1, a)] \wedge [P_{R11}(c_1, b_1)]] \\
& \wedge [[P_{R2}(b_2, a)] \wedge [P_{R21}(c_1, b_2)]] \\
\equiv & [[P_O(b_1, a)] \wedge [P_{NE}(c, b)]] \\
& \wedge [[P_N(b_2, a)] \wedge [P_{NE}(c, b)]] .
\end{aligned} \tag{14}$$

Therefore, the above composition can be rewritten as

$$\begin{aligned}
& [[P_O(b_1, a)] \wedge [P_{NE}(c, b_1)]] \wedge [[P_N(b_2, a)] \wedge [P_{NE}(c, b_2)]] \\
\equiv & [[\text{Horizontal}(b_1, a) \wedge \text{Vertical}(b_1, a)]
\end{aligned}$$



— Boundaries of minimal bounding box for region a
--- Boundaries of minimal bounding box for region b

FIGURE 9: An example.

$$\begin{aligned}
& \wedge [\text{WeakNorth}(c, b_1) \wedge \text{WeakEast}(c, b_1)] \\
& \wedge [[\text{WeakNorth}(b_2, a) \wedge \text{Vertical}(b_2, a)] \\
& \wedge [\text{WeakNorth}(c, b_2) \wedge \text{WeakEast}(c, b_2)]] \\
\equiv & [[\text{Horizontal}(b_1, a) \wedge \text{WeakNorth}(c, b_1)] \\
& \wedge [\text{Vertical}(b_1, a) \wedge \text{WeakEast}(c, b_1)]] \\
& \wedge [[\text{WeakNorth}(b_2, a) \wedge \text{WeakNorth}(c, b_2)] \\
& \wedge [\text{Vertical}(b_2, a) \wedge \text{WeakEast}(c, b_2)]] .
\end{aligned} \tag{15}$$

The outcome of the composition is

$$\begin{aligned}
& [[\text{Horizontal}(c, a) \vee \text{WeakNorth}(c, a)] \\
& \wedge [\text{WeakEast}(c, a) \vee \text{Vertical}(c, a)]] \\
& \wedge [[\text{NTPP}_y(c, \text{WeakNorth}(a))] \\
& \wedge [\text{WeakEast}(c, a) \vee \text{Vertical}(c, a)]] \\
= & [[\text{NTPP}_y(c, \text{WeakNorth}(a))] \\
& \wedge [\text{WeakEast}(c, a) \vee \text{Vertical}(c, a)]] .
\end{aligned} \tag{16}$$

This means that the $Y_{\min}(c)$ of the minimal bounding box for region c is greater than $Y_{\max}(a)$ of the minimal bounding box for region a and $c \subseteq NE(a) \vee N(a)$.

Type 4. $P_R(b, a) \wedge P_R(c, b)$.

Find the composition of

$$[P_O(b_1, a) \wedge P_{NE}(b_2, a)] \wedge [P_O(c, b) \wedge P_W(c, b) \wedge P_{SW}(c, b)] . \tag{17}$$

Figure 9 has been drawn for this example. Establish the direction relation between each individual part of b and c .

Use (8) with $1 \leq k \leq 2$; the value of m_1 for b_1 is $1 \leq m_1 \leq 4$, while the value m_2 for b_2 is $1 \leq m_2 \leq 7$:

$$\begin{aligned}
& [[P_{R1}(b_1, a) \wedge P_{R11}(c_1, b_1)] \vee [P_{R1}(b_1, a) \wedge P_{R12}(c_2, b_1)]] \\
& \quad \vee [P_{R1}(b_1, a) \wedge P_{R13}(c_3, b_1)] \\
& \quad \vee [P_{R1}(b_1, a) \wedge P_{R14}(c_4, b_1)] \\
& \wedge [[P_{R2}(b_2, a) \wedge P_{R21}(c_1, b_2)] \vee [P_{R2}(b_2, a) \wedge P_{R22}(c_2, b_2)]] \\
& \quad \vee [P_{R2}(b_2, a) \wedge P_{R25}(c_5, b_2)] \vee [P_{R2}(b_2, a) \wedge P_{R26}(c_6, b_2)] \\
& \quad \vee [P_{R2}(b_2, a) \wedge P_{R27}(c_7, b_2)] \\
& \equiv [[P_O(b_1, a) \wedge P_S(c_1, b_1)] \vee [P_O(b_1, a) \wedge P_{SW}(c_2, b_1)]] \\
& \quad \vee [P_O(b_1, a) \wedge P_W(c_3, b_1)] \\
& \quad \vee [P_O(b_1, a) \wedge P_O(c_4, b_1)] \\
& \wedge [[P_{NE}(b_2, a) \wedge P_{NE}(c_1, b_2)] \\
& \quad \vee [P_{NE}(b_2, a) \wedge P_N(c_2, b_2)] \\
& \quad \vee [P_{NE}(b_2, a) \wedge P_{NW}(c_3, b_2)] \\
& \quad \vee [P_{NE}(b_2, a) \wedge P_E(c_4, b_2)] \\
& \quad \vee [P_{NE}(b_2, a) \wedge P_O(c_5, b_2)] \\
& \quad \vee [P_{NE}(b_2, a) \wedge P_W(c_6, b_2)] \\
& \quad \vee [P_{NE}(b_2, a) \wedge P_{SW}(c_7, b_2)]]]. \tag{18}
\end{aligned}$$

In part (1) of the above composition, $c_1, c_2, c_3, c_4 \subset c$. To simplify the composition, we consider the combined horizontal and vertical sets of all the parts of c . Thus, we have the following:

$$\begin{aligned}
& [\text{WeakNorth}(b_1, a) \wedge \text{WeakEast}(b_1, a)] \\
& \quad \wedge [[\text{Horizontal}(c, b_1) \vee \text{WeakSouth}(c, b_1)] \\
& \quad \quad \wedge [\text{Vertical}(c, b_1) \vee \text{WeakWest}(c, b_1)]] \\
& \equiv [[\text{WeakNorth}(b_1, a)] \\
& \quad \quad \wedge [\text{Horizontal}(c, b_1) \vee \text{WeakSouth}(c, b_1)]] \\
& \wedge [[\text{WeakEast}(b_1, a)] \\
& \quad \quad \wedge [\text{Vertical}(c, b_1) \vee \text{WeakWest}(c, b_1)]] \\
& = [\text{WeakNorth}(c, a) \vee \text{Horizontal}(c, a) \\
& \quad \quad \vee \text{WeakSouth}(c, a)] \\
& \wedge [\text{WeakEast}(c, a) \vee \text{Vertical}(c, a) \vee \text{WeakWest}(c, a)]. \tag{19}
\end{aligned}$$

In part (2) of the above composition, $c_1, c_2, c_3, c_4, c_5, c_6, c_7 \subset c$. The simplified version of the composition is as follows:

$$\begin{aligned}
& [\text{Horizontal}(b_2, a) \wedge \text{Vertical}(b_2, a)] \\
& \quad \wedge [[\text{WeakNorth}(c, b_2) \vee \text{Horizontal}(c, b_2) \\
& \quad \quad \vee \text{WeakSouth}(c, b_2)] \\
& \quad \quad \wedge [\text{WeakEast}(c, b_2) \vee \text{Vertical}(c, b_2) \\
& \quad \quad \quad \vee \text{WeakWest}(c, b_2)]] \\
& \equiv [[\text{Horizontal}(b_2, a)] \\
& \quad \quad \wedge [\text{WeakNorth}(c, b_2) \vee \text{Horizontal}(c, b_2) \\
& \quad \quad \quad \vee \text{WeakSouth}(c, b_2)]] \tag{20} \\
& \wedge [[\text{Vertical}(b_2, a)] \\
& \quad \quad \wedge [\text{WeakEast}(c, b_2) \vee \text{Vertical}(c, b_2) \\
& \quad \quad \quad \vee \text{WeakWest}(c, b_2)]] \\
& = [[\text{WeakNorth}(c, a) \vee \text{Horizontal}(c, a) \\
& \quad \quad \vee \text{WeakSouth}(c, a)] \\
& \quad \quad \wedge [\text{WeakEast}(c, a) \vee \text{Vertical}(c, a) \\
& \quad \quad \quad \vee \text{WeakWest}(c, a)]]].
\end{aligned}$$

The final outcome of the composition is part (1) \wedge part (2) is equivalent to

$$\begin{aligned}
& [\text{WeakNorth}(c, a) \vee \text{Horizontal}(c, a) \vee \text{WeakSouth}(c, a)] \\
& \quad \wedge [\text{WeakEast}(c, a) \vee \text{Vertical}(c, a) \vee \text{WeakWest}(c, a)]. \tag{21}
\end{aligned}$$

This means that the region $c \subseteq U$ which is the union of all the 9 tiles of region a . However, based on Figure 9, region $c \not\subseteq SW(a)$.

7.3. Composition of Expressive Direction Relations. We shall use the following notations to represent the 13 binary y -direction relations:

- (i) $REL1y(b, a) - NTPPy(b, \text{WeakNorth}(a))$,
- (ii) $REL2y(b, a) - TPPy(b, \text{WeakNorth}(a))$
 $\quad \wedge ECy(b, \text{Horizontal}(a))$,
- (iii) $REL3y(b, a) - TPPy(b, \text{Horizontal}(a))$
 $\quad \wedge ECy(b, \text{WeakNorth}(a))$,
- (iv) $REL4y(b, a) - TPPy(b, \text{Horizontal}(a))$
 $\quad \wedge ECy(b, \text{WeakSouth}(a))$,
- (v) $REL5y(b, a) - NTPPy(b, \text{Horizontal}(a))$,
- (vi) $REL6y(b, a) - EQy(b, \text{Horizontal}(a))$,
- (vii) $REL7y(b, a) - NTPPy(b, \text{WeakSouth}(a))$,
- (viii) $REL8y(b, a) - TPPy(b, \text{WeakSouth}(a))$
 $\quad \wedge ECy(b, \text{Horizontal}(a))$,

- (ix) $REL9y(b, a) - POy(b, WeakNorth(a))$
 $\wedge POy(b, Horizontal(a)) \wedge$
 $DCy(b, WeakSouth(a)),$
- (x) $REL10y(b, a) - POy(b, WeakNorth(a))$
 $\wedge POy(b, Horizontal(a)) \wedge$
 $ECy(b, WeakSouth(a)),$
- (xi) $REL11y(b, a) - POy(b, WeakNorth(a))$
 $\wedge POy(b, WeakSouth(a)) \wedge$
 $NTTPi y(b, Horizontal(a)),$
- (xii) $REL12y(b, a) - POy(b, WeakSouth(a))$
 $\wedge POy(b, Horizontal(a)) \wedge$
 $DCy(b, WeakNorth(a)),$
- (xiii) $REL13y(b, a) - POy(b, WeakSouth(a))$
 $\wedge POy(b, Horizontal(a)) \wedge$
 $ECy(b, WeakNorth(a)).$

Similar notations will be used to represent the 13 binary x -direction relations (*WeakNorth* is replaced by *WeakEast*, *Horizontal* with *Vertical*, and *WeakSouth* by *WeakWest*).

Example 1. Find the composition of the following:

$$\begin{aligned} & \left[\left[REL3y(b_1, a) [P_O(b_1, a)]_{REL3x(b_1, a)} \right] \right. \\ & \quad \wedge \left[REL2y(b_2, a) [P_{NE}(b_2, a)]_{REL2x(b_2, a)} \right] \\ & \quad \left. \wedge [REL1y(c, b) [A_N(c, b)]_{REL5x(c, b)}] \right]. \end{aligned} \quad (22)$$

Establish the direction relation between c and each individual part of b . Use (8), with $1 \leq k \leq 2$ and $1 \leq m_1 \leq 2$, and $1 \leq m_2 \leq 2$:

$$\begin{aligned} & \left[[P_{R1}(b_1, a)] \wedge [P_{R11}(c_1, b_1) \vee P_{R12}(c_2, b_1)] \right] \\ & \quad \wedge \left[[P_{R2}(b_2, a)] \wedge [P_{R21}(c_1, b_2) \vee P_{R22}(c_2, b_2)] \right]. \end{aligned} \quad (23)$$

Use (5), and the above composition can be rewritten in the following expressive form:

$$\begin{aligned} & \left[[REL3y(b_1, a) \wedge REL3x(b_1, a)] \right] \\ & \quad \wedge \left[[REL1y(c_1, b_1) \wedge REL3x(c_1, b_1)] \right. \\ & \quad \quad \left. \vee [REL1y(c_2, b_1) \wedge REL2x(c_2, b_1)] \right] \\ & \quad \wedge \left[[REL2y(b_2, a) \wedge REL2x(b_2, a)] \right] \\ & \quad \wedge \left[[REL1y(c_1, b_2) \wedge REL8x(c_1, b_2)] \right. \\ & \quad \quad \left. \vee [REL1y(c_2, b_2) \wedge REL4x(c_2, b_2)] \right] \\ & \equiv [REL3y(b_1, a) \wedge [REL1y(c_1, b_1) \vee REL1y(c_2, b_1)]] \\ & \quad \wedge [REL3x(b_1, a) \wedge [REL3x(c_1, b_1) \vee REL2x(c_2, b_1)]] \\ & \quad \wedge [REL2y(b_2, a) \wedge [REL1y(c_1, b_2) \vee REL1y(c_2, b_2)]] \\ & \quad \wedge [REL2x(b_2, a) \wedge [REL8x(c_1, b_2) \vee REL4x(c_2, b_2)]] . \end{aligned} \quad (24)$$

Use Tables 2 and 3, and $c_1 \subset c$ and $c_2 \subset c$. Thus, the outcome of the composition can be written as follows:

$$\begin{aligned} & REL1y(c, a) \wedge [REL2x(c, a) \vee REL3x(c, a)] \wedge REL1y(c, a) \\ & \quad \wedge [REL2x(c, a) \vee REL3x(c, a) \\ & \quad \quad \vee REL6x(c, a) \vee REL13x(c, a)] \\ & = REL1y(c, a) \wedge [REL2x(c, a) \vee REL3x(c, a)] . \end{aligned} \quad (25)$$

The outcome of the composition is:

$$\begin{aligned} & NTPPy(c, WeakNorth(a)) \\ & \quad \wedge [TPPx(c, WeakEast(a)) \wedge ECy(c, Horizontal(a)) \\ & \quad \quad \vee TTPPx(c, Vertical(a)) \wedge ECy(c, Horizontal(a))] . \end{aligned} \quad (26)$$

Example 2. This example is similar to the fourth example in the previous section of this paper.

Find the composition of

$$\begin{aligned} & [P_O(b_1, a) \wedge P_{NE}(b_2, a)] \\ & \quad \wedge [P_O(c, b) \wedge P_W(c, b) \wedge P_{SW}(c, b)] . \end{aligned} \quad (27)$$

Establish the direction relation between c and each individual part of b . Use (8), with $1 \leq k \leq 2$ and $1 \leq m_1 \leq 4$, and $1 \leq m_2 \leq 7$.

The composition in expressive form will be as follows.

For part b_1 ,

$$\begin{aligned} & \left[[REL2y(b_1, a) \wedge REL2x(b_1, a)] \right] \\ & \quad \wedge \left[[REL4y(c_1, b_1) \wedge REL4x(c_1, b_1)] \right. \\ & \quad \quad \vee [REL8y(c_2, b_1) \wedge REL4x(c_2, b_1)] \\ & \quad \quad \vee [REL4y(c_3, b_1) \wedge REL8x(c_3, b_1)] \\ & \quad \quad \left. \vee [REL8y(c_4, b_1) \wedge REL8x(c_4, b_1)] \right] . \end{aligned} \quad (28)$$

The regions $c_1, c_2, c_3, c_4 \subset c$; the above composition can be written as follows:

$$\begin{aligned} & [REL2y(b_1, a) \\ & \quad \wedge [REL4y(c, b_1) \vee REL8y(c, b_1) \\ & \quad \quad \vee REL4y(c, b_1) \vee REL8y(c, b_1)]] \\ & \quad \wedge [REL2x(b_1, a) \\ & \quad \quad \wedge [REL4x(c, b_1) \vee REL4x(c, b_1) \\ & \quad \quad \quad \vee REL8x(c, b_1) \vee REL8x(c, b_1)]] \\ & = [REL2y(c, a) \vee REL3y(c, a) \\ & \quad \quad \vee REL6y(c, a) \vee REL13y(c, a)] \\ & \quad \wedge [REL2x(c, a) \vee REL3x(c, a) \\ & \quad \quad \vee REL6x(c, a) \vee REL13x(c, a)] . \end{aligned} \quad (29a)$$

TABLE 2: (a) Composition of binary relations in the y -direction for the hybrid model (composed relations of $\{WN\}$ and $\{WN, H\}$). (b) Composition of binary relations in the y -direction for the hybrid model (composed relations of $\{H\}$ and $\{WN, H\}$). (c) Composition of binary relations in the y -direction for the hybrid model (composed relations of $\{S\}$ and $\{WN, H\}$). (d) Composition of binary relations in the y -direction for the hybrid model (composed relations of $\{WN, H, S\}$ and $\{WS\}$).

Composed relations of $\{WN\}$ and $\{WN, H\}$		WN(c, b)		H(c, b)	
	$NTPP_y(c, WN(b))$	$TPP_y(c, WN(b))$ $\wedge EC_y(c, H(b))$	$TPP_y(c, H(b))$ $\wedge EC_y(c, WN(b))$	$NTPP_y(c, H(b))$	$EQ_y(c, H(b))$
WN(b, a)	$NTPP_y(c, WN(a))$	$NTPP_y(c, WN(a))$	$NTPP_y(c, WN(a))$	$NTPP_y(c, WN(a))$	$NTPP_y(c, WN(a))$
	$TPP_y(b, WN(a))$ $\wedge EC_y(b, H(a))$	$NTPP_y(c, WN(a))$	$NTPP_y(c, WN(a))$	$TPP_y(c, WN(a))$ $\wedge EC_y(c, H(a))$	$TPP_y(c, WN(a))$ $\wedge EC_y(c, H(a))$
	$WN(b, a)$	$NTPP_y(c, WN(a))$	$WN(c, a)$		
Note: the data in bold are results of the composition of relations.					
Composed relations of $\{H\}$ and $\{WN, H\}$		WN(c, b)		H(c, b)	
	$NTPP_y(c, WN(b))$	$TPP_y(c, WN(b))$ $\wedge EC_y(c, H(b))$	$TPP_y(c, H(b))$ $\wedge EC_y(c, WN(b))$	$NTPP_y(c, H(b))$	$EQ_y(c, H(b))$
$TPP_y(b, H(a))$ $\wedge EC_y(b, WS(a))$	$NTPP_y(c, WN(a))$	$NTPP_y(c, WN(a))$	$TPP_y(c, H(a))$ $\wedge EC_y(c, WN(a))$	$NTPP_y(c, H(a))$	$TPP_y(c, H(a))$ $\wedge EC_y(c, WN(a))$
	$[NTPP_y(c, H(a))] \vee$ $[TPP_y(c, H(a))$ $\wedge EC_y(c, WN(a))] \vee$	$[NTPP_y(c, H(a))] \vee$ $[PP_y(c, H(a))$ $\wedge EC_y(c, WN(a))] \vee$	$[NTPP_y(c, H(a))] \vee$ $[PP_y(c, H(a))$ $\wedge EC_y(c, WN(a))] \vee$	$NTPP_y(c, H(a))$	$TPP_y(c, H(a))$ $\wedge EC_y(c, WN(a))$
	$[PO_y(c, WN(a))$ $\wedge PO_y(c, H(a))$ $\wedge DC_y(c, WS(a))] \vee$	$[PO_y(c, WN(a))$ $\wedge PO_y(c, H(a))$ $\wedge DC_y(c, WS(a))] \vee$	$[PO_y(c, WN(a))$ $\wedge PO_y(c, H(a))$ $\wedge DC_y(c, WS(a))] \vee$		
$NTPP_y(b, H(a))$	$[NTPP_y(c, H(a))] \vee$ $[TPP_y(c, H(a))$ $\wedge EC_y(c, WN(a))] \vee$	$[NTPP_y(c, H(a))] \vee$ $[TPP_y(c, H(a))$ $\wedge EC_y(c, WN(a))] \vee$	$[NTPP_y(c, H(a))] \vee$ $[TPP_y(c, H(a))$ $\wedge EC_y(c, WN(a))] \vee$	$NTPP_y(c, H(a))$	$NTPP_y(c, H(a))$
	$[PO_y(c, WN(a))$ $\wedge PO_y(c, H(a))$ $\wedge DC_y(c, WS(a))] \vee$	$[PO_y(c, WN(a))$ $\wedge PO_y(c, H(a))$ $\wedge DC_y(c, WS(a))] \vee$	$[PO_y(c, WN(a))$ $\wedge PO_y(c, H(a))$ $\wedge DC_y(c, WS(a))] \vee$		
	$NTPP_y(c, WN(a))$	$TPP_y(c, WN(a))$ $\wedge EC_y(c, H(a))$	$TPP_y(c, H(a))$ $\wedge EC_y(c, WS(a))$	$NTPP_y(c, H(a))$	$EQ_y(c, H(a))$

(b) Continued.

Composed relations of {H} and {WN,H}	$WN(c,b)$ $NTPPy(c,WN(b))$	$TPPy(c,WN(b))$ $\wedge ECy(c,H(b))$	$TPPy(c,H(b))$ $\wedge ECy(c,WN(b))$	$H(c,b)$ $TPPy(c,H(b))$ $\wedge ECy(c,WS(b))$	$NTPPy(c,H(b))$ $EQy(c,H(b))$
$H(b,a)$	$WN(c,a) \vee H(c,a)$			$H(c,a)$	

Note: the data in bold are the results of the composition of relations.

(c)

Composed relations of {S} and {WN,H}	$WN(c,b)$ $NTPPy(c,WN(b))$	$TPPy(c,WN(b))$ $\wedge ECy(c,H(b))$	$TPPy(c,H(b))$ $\wedge ECy(c,WN(b))$	$H(c,b)$ $TPPy(c,H(b))$ $\wedge ECy(c,WS(b))$	$NTPPy(c,H(b))$ $EQy(c,H(b))$
$S(b,a)$	$U-13$ relations $[NTPPy(c,H(a))] \vee$ $[TPPy(c,H(a))$ $\wedge ECy(c,WN(a))] \vee$ $[TPPy(c,WN(a))]$ $\wedge ECy(c,WS(a))$ $[POy(c,WS(a))]$ $\wedge POy(c,H(a))$ $\wedge DCy(c,WN(a))] \vee$ $[POy(c,WS(a))$ $\wedge POy(c,H(a))$ $\wedge ECy(c,WN(a))] \vee$ $[POy(c,WS(a))$ $\wedge POy(c,WN(a))$ $\wedge NTPPy(c,H(a))]$		$NTPPy(c,WS(a))$	$NTPPy(c,WS(a))$	$NTPPy(c,WS(a))$

$S(b,a)$	$U-13$ relations $[NTPPy(c,H(a))] \vee$ $[TPPy(c,H(a))$ $\wedge ECy(c,WN(a))] \vee$ $[TPPy(c,WN(a))]$ $\wedge ECy(c,WS(a))$ $[EQy(c,H(a))] \vee$ $[NTPPy(c,WN(a))]$ $\vee [POy(c,WN(a))$ $\wedge POy(c,H(a))$ $\wedge DCy(c,WS(a))] \vee$ $[POy(c,WS(a))$ $\wedge ECy(c,H(a))]$		$TPPy(c,WS(a))$ $\wedge ECy(c,H(a))$	$NTPPy(c,WS(a))$	$TPPy(c,WS(a))$ $\wedge ECy(c,H(a))$
$S(b,a)$	$WN(c,a) \vee H(c,a) \vee WS(c,a)$			$WS(c,a)$	

Note: the data in bold are the results of the composition of relations.

(d)

Composed relations of {WN,H,S} and {WS}	$WN(b,a)$ $TPPy(b,WN(a)) \wedge ECy(b,H(a))$	$NTPPy(b,WN(a))$	$WS(c,b)$ $NTPPy(c,WS(b))$	$U-13$ relations $TPPy(c,WS(b)) \wedge ECy(c,H(b))$ $[NTPPy(c,WN(a))] \vee$ $[TPPy(c,WN(a)) \wedge ECy(c,H(a))] \vee$ $[POy(c,WN(a)) \wedge POy(c,H(a)) \wedge DCy(c,WS(a))] \vee$ $[POy(c,WN(a)) \wedge POy(c,H(a)) \wedge ECy(c,WS(a))] \vee$ $[POy(c,WN(a)) \wedge POy(c,WS(a)) \wedge NTPPy(c,H(a))]$
---	---	------------------	-------------------------------	---

(d) Continued.

Composed relations of $\{WN, H, S\}$ and $\{WS\}$		$WS(c, b)$
$WN(b, a)$		$WN(c, a) \vee H(c, a) \vee WS(c, a)$
$H(b, a)$	$TPPy(b, H(a)) \wedge ECy(b, WN(a))$	$[NTPPy(c, H(a))] \vee$ $[TPPy(c, H(a)) \wedge ECy(c, WS(a))] \vee$ $[TPPy(c, WS(a)) \wedge ECy(c, H(a))] \vee$ $[NTPPy(c, WS(a))] \vee$ $[POy(c, WS(a)) \wedge POy(c, H(a)) \wedge DCy(c, WN(a))]$ $NTPPy(c, WS(a))$
$H(b, a)$	$TPPy(b, H(a)) \wedge ECy(b, WS(a))$	$[NTPPy(c, H(a))] \vee$ $[TPPy(c, H(a)) \wedge ECy(c, WS(a))] \vee$ $[TPPy(c, WS(a)) \wedge ECy(c, H(a))] \vee$ $[NTPPy(c, WS(a))] \vee$ $[POy(c, WS(a)) \wedge POy(c, H(a)) \wedge DCy(c, WN(a))]$ $NTPPy(c, WS(a))$
$S(b, a)$	$TPPy(b, H(a))$	$[NTPPy(c, H(a))] \vee$ $[TPPy(c, H(a)) \wedge ECy(c, WS(a))] \vee$ $[TPPy(c, WS(a)) \wedge ECy(c, H(a))] \vee$ $[NTPPy(c, WS(a))] \vee$ $[POy(c, WS(a)) \wedge POy(c, H(a)) \wedge DCy(c, WN(a))]$ $NTPPy(c, WS(a))$
$S(b, a)$	$EQy(b, H(a))$	$H(c, a) \vee WS(c, a)$
$S(b, a)$	$H(b, a)$	$H(c, a) \vee WS(c, a)$
$S(b, a)$	$NTTPPy(b, WS(a))$	$NTTPPy(c, WS(a))$
$S(b, a)$	$TPPy(b, WS(a)) \wedge ECy(b, H(a))$	$NTTPPy(c, WS(a))$
$S(b, a)$	$S(b, a)$	$NTTPPy(c, WS(a))$

Note: the data in bold are the results of the composition of relations.

TABLE 3: (a) Composition of binary relations in the x -direction for the hybrid model (composed relations of $\{WE\}$ and $\{WE, V, WW\}$). (b) Composition of binary relations in the x -direction for the hybrid model (part 1: composed relations of $\{V\}$ and $\{WE, V, WW\}$). (c) Composition of binary relations in the x -direction for the hybrid model (part 2: composed relations of $\{V\}$ and $\{WE, V, WW\}$). (d) Composition of binary relations in the x -direction for the hybrid model (part 2: composed relations of $\{WW\}$ and $\{WE, V, WW\}$).

(a)			
Composed relations of $\{WE\}$ and $\{WE, V, WW\}$	$WE(c, b)$	$V(c, b)$	$WW(c, b)$
	$NTPPx(c, WE(b))$ $TPPx(c, WE(b)) \wedge ECx(c, V(b))$	$TPPx(c, V(b)) \wedge ECx(c, WW(b))$	$NTPPx(c, WW(b))$ $TPPx(c, WW(b)) \wedge ECx(c, V(b))$
$WE(b, a)$	$NTPPx(b, WE(a))$ $TPPx(b, WE(a)) \wedge ECx(b, V(a))$	$NTPPx(c, WE(a))$ $TPPx(c, WE(a)) \wedge ECx(c, V(a))$	$NTPPx(c, WE(a))$ $TPPx(c, WE(a)) \wedge ECx(c, V(a)) \vee [TPPx(c, WE(a)) \wedge ECx(c, V(a))] \vee [POx(c, WE(a)) \wedge POx(c, V(a)) \wedge DCy(c, WW(a))] \vee [POx(c, WE(a)) \wedge POx(c, V(a)) \wedge ECx(c, WW(a))] \vee [POx(c, WE(a)) \wedge POx(c, WW(a)) \wedge NTTPix(c, V(a))]$
	$NTPPx(b, WE(a))$ $TPPx(b, WE(a)) \wedge ECx(b, V(a))$	$NTPPx(c, WE(a))$ $TPPx(c, WE(a)) \wedge ECx(c, V(a))$	$U-13$ relations
	$WE(b, a)$	$WE(c, a)$	$WE[(c, a) \vee V(c, a) \vee WW(c, a)]$
(b)			
Part 1 of composed relations of $\{V\}$ and $\{WE, V, WW\}$	$WE(c, b)$	$V(c, b)$	$WW(c, b)$
	$NTPPx(c, WE(b))$ $TPPx(c, WE(b)) \wedge ECx(c, V(b))$	$TPPx(c, V(b)) \wedge ECx(c, WW(b))$	$NTPPx(c, WW(b))$ $TPPx(c, WW(b)) \wedge ECx(c, V(b))$
$V(b, a)$	$NTPPx(b, V(a)) \wedge ECx(b, WE(a))$	$NTPPx(c, V(a)) \wedge ECx(c, WE(a))$	$NTPPx(c, V(a)) \wedge ECx(c, WE(a)) \vee [NTPPx(c, V(a))] \vee [TPPx(c, V(a)) \wedge ECx(c, WW(a))] \vee [TPPx(c, WW(a)) \wedge ECx(c, V(a))] \vee [POx(c, WW(a)) \wedge POx(c, V(a)) \wedge DCy(c, WE(a))]$

Note: the data in bold are the results of the composition of relations.

(b) Continued.

	$WE(c,b)$	$V(c,b)$	$WW(c,b)$
Part 1 of composed relations of $\{V\}$ and $\{WE, V, WW\}$	$NTPPx(c, WE(b))$ $TPPx(c, WE(b)) \wedge ECx(c, V(b))$	$TPPx(c, V(b)) \wedge ECx(c, WW(b))$ $NTPPx(c, V(b))$	$TPPx(c, WW(b)) \wedge ECx(c, V(b))$ $NTPPx(c, WW(b))$
$V(b,a)$	$[NTPPx(c, V(a))] \vee [TPPx(c, V(a))] \vee ECx(c, WE(a)) \wedge [TPPx(c, V(a))] \vee ECx(c, WE(a)) \wedge [POx(c, WE(a))] \vee [NTPPx(c, WE(a))] \vee [POx(c, V(a))] \wedge DCy(c, WW(a))]$	$TPPx(c, V(a)) \wedge ECx(c, WE(a))$ $NTPPx(c, V(a))$	$TPPx(c, WW(a)) \wedge ECx(c, V(a))$ $NTPPx(c, WW(a))$

Note: the data in bold are the results of the composition of relations.

(c)

	$WE(c,b)$	$V(c,b)$	$WW(c,b)$
Part 2 of composed relations of $\{V\}$ and $\{WE, V, WW\}$	$NTPPx(c, WE(b))$ $TPPx(c, WE(b)) \wedge ECx(c, V(b))$	$TPPx(c, V(b)) \wedge ECx(c, WW(b))$ $NTPPx(c, V(b))$	$TPPx(c, WW(b)) \wedge ECx(c, V(b))$ $NTPPx(c, V(b))$
$V(b,a)$	$[NTPPx(c, V(a))] \vee [TPPx(c, V(a))] \wedge ECx(c, WE(a)) \vee [TPPx(c, WE(a))] \wedge ECx(c, V(a)) \vee [NTPPx(c, WE(a))] \vee [POx(c, WE(a))] \wedge [POx(c, V(a))] \wedge DCy(c, WW(a))]$	$TPPx(c, V(a)) \wedge ECx(c, WE(a))$ $NTPPx(c, V(a))$	$[NTPPx(c, V(a))] \vee [TPPx(c, V(a))] \wedge ECx(c, WW(a)) \vee [TPPx(c, WW(a))] \wedge ECx(c, V(a)) \vee [NTPPx(c, WW(a))] \vee [POx(c, V(a))] \wedge DCy(c, WE(a))]$
$EQx(b, V(a))$	$NTPPx(c, WE(a)) \wedge ECx(c, V(a))$	$TPPx(c, V(a)) \wedge ECx(c, WW(a))$ $NTPPx(c, V(a))$	$TPPx(c, WW(a)) \wedge ECx(c, V(a))$ $NTPPx(c, WW(a))$

(c) Continued.

Part 2 of composed relations of $\{V\}$ and $\{WE, V, WW\}$	$WE(c, b)$	$V(c, b)$	$WW(c, b)$
$NTPPx(c, WW(a))$	$TPPx(c, WE(b)) \wedge ECx(c, V(b))$	$TPPx(c, V(b)) \wedge ECx(c, WW(b))$	$TPPx(c, WW(b)) \wedge ECx(c, V(b))$
$V(b, a)$	$WE(c, a) \vee V(c, a)$	$V(c, a)$	$V(c, a) \vee WW(c, a)$

Note: the data in bold are the results of the composition of relations.

(d)

Composed relations of $\{WW\}$ and $\{WE, V, WW\}$	$WE(c, b)$	$V(c, b)$	$WW(c, b)$
$NTPPx(b, WW(a))$	$TPPx(c, WE(b)) \wedge ECx(c, V(b))$	$TPPx(c, V(b)) \wedge ECx(c, WW(b))$	$TPPx(c, WW(b)) \wedge ECx(c, V(b))$
$WW(b, a)$	$WE(c, a) \vee V(c, a)$	$V(c, a)$	$V(c, a) \vee WW(c, a)$
$NTPPx(b, WW(a))$	$TPPx(c, WE(b)) \wedge ECx(c, V(b))$	$TPPx(c, V(b)) \wedge ECx(c, WW(b))$	$TPPx(c, WW(b)) \wedge ECx(c, V(b))$
$U-13$ relations	$[NTPPx(c, WW(a))] \vee [TPPx(c, WW(a)) \wedge ECx(c, V(a))] \vee [POx(c, WW(a)) \wedge POx(c, V(a))] \vee [DCy(c, WE(a))] \vee [POx(c, WW(a)) \wedge POx(c, V(a))] \vee [ECx(c, WE(a))] \vee [POx(c, WE(a)) \wedge NTPPx(c, V(a))]$	$NTPPx(c, WW(a))$	$NTPPx(c, WW(a))$
$TPPx(b, WW(a)) \wedge ECx(b, V(a))$	$[NTPPx(c, V(a))] \vee [TPPx(c, V(a)) \wedge ECx(c, WE(a))] \vee [TPPx(c, WE(a)) \wedge ECx(c, V(a))] \vee [POx(c, WE(a)) \wedge POx(c, V(a))] \vee [DCy(c, WW(a))]$	$NTPPx(c, WW(a))$	$NTPPx(c, WW(a))$
$WW(b, a)$	$WE(c, a) \vee V(c, a)$	$V(c, a)$	$V(c, a) \vee WW(c, a)$

Note: the data in bold are the results of the composition of relations.

For part b_2

$$\begin{aligned}
& [[\text{REL3}y(b_2, a) \wedge \text{REL3}x(b_2, a)]] \\
& \wedge [[\text{REL8}y(c_1, b_2) \wedge \text{REL7}x(c_1, b_2)] \\
& \quad \vee [\text{REL6}y(c_2, b_2) \wedge \text{REL8}x(c_2, b_2)] \\
& \quad \vee [\text{REL2}y(c_3, b_2) \wedge \text{REL8}x(c_3, b_2)] \\
& \quad \vee [\text{REL2}y(c_4, b_2) \wedge \text{REL6}x(c_4, b_2)] \\
& \quad \vee [\text{REL3}y(c_5, b_2) \wedge \text{REL6}x(c_5, b_2)] \\
& \quad \vee [\text{REL3}y(c_6, b_2) \wedge \text{REL2}x(c_6, b_2)] \\
& \quad \vee [\text{REL2}y(c_7, b_2) \wedge \text{REL2}x(c_7, b_2)]] \\
= & [[\text{REL2}y(c, a) \vee \text{REL3}y(c, a) \\
& \vee \text{REL5}y(c, a) \vee \text{REL12}y(c, a)] \\
& \wedge [\text{REL2}x(c, a) \vee \text{REL3}x(c, a) \\
& \vee \text{REL4}x(c, a) \vee \text{REL5}x(c, a) \\
& \vee \text{REL7}x(c, a) \vee \text{REL8}x(c, a) \vee \text{REL12}x(c, a)]] .
\end{aligned} \tag{29b}$$

The final outcome of the composition is the composition of part b_1 (29a) \wedge part b_2 (29b).

Apply Rule 3 from the earlier part of the paper, and we will get the following:

$$\begin{aligned}
& [[\text{REL2}y(c, a) \vee \text{REL3}y(c, a) \\
& \vee \text{REL6}y(c, a) \vee \text{REL13}y(c, a)] \\
& \wedge [\text{REL2}y(c, a) \vee \text{REL3}y(c, a) \vee \text{REL12}y(c, a)] \\
& \wedge [\text{REL2}x(c, a) \vee \text{REL3}x(c, a) \\
& \vee \text{REL4}x(c, a) \vee \text{REL8}x(c, a) \vee \text{REL12}x(c, a)] \\
& \wedge [\text{REL2}x(c, a) \vee \text{REL3}x(c, a) \\
& \vee \text{REL6}x(c, a) \vee \text{REL13}x(c, a)]] .
\end{aligned} \tag{30}$$

We collapse some of the disjunction of relations:

$$\begin{aligned}
& \text{REL6}y(c, a) \vee \text{REL13}y(c, a) = \text{REL13}y(c, a) \\
& \text{REL4}x(c, a) \vee \text{REL8}x(c, a) \vee \text{REL12}x(c, a) = \text{REL12}x(c, a) \\
& \text{REL6}x(c, a) \vee \text{REL13}x(c, a) = \text{REL13}x(c, a) .
\end{aligned} \tag{31}$$

Equation (30) becomes

$$\begin{aligned}
& [\text{REL2}y(c, a) \vee \text{REL3}y(c, a) \vee \text{REL13}y(c, a)] \\
& \wedge [\text{REL2}y(c, a) \vee \text{REL3}y(c, a) \vee \text{REL12}y(c, a)] \\
& \wedge [\text{REL2}x(c, a) \vee \text{REL3}x(c, a) \vee \text{REL12}x(c, a)] \\
& \wedge [\text{REL2}x(c, a) \vee \text{REL3}x(c, a) \vee \text{REL13}x(c, a)] .
\end{aligned} \tag{32}$$

Region c is single piece. Therefore, (32) becomes

$$\begin{aligned}
& [\text{PO}y(c, \text{WeakNorth}(a)) \wedge \text{PO}y(c, \text{WeakSouth}(a)) \\
& \wedge \text{NTPPi}y(c, \text{Horizontal}(a))]
\end{aligned} \tag{33}$$

$$\begin{aligned}
& \wedge [\text{PO}x(c, \text{WeakEast}(a)) \wedge \text{PO}x(c, \text{WeakWest}(a)) \\
& \wedge \text{NTPPi}x(c, \text{Vertical}(a))] .
\end{aligned} \tag{34}$$

This means that the region $c \subseteq U$ which is the union of all the 9 tiles of region a . As mentioned earlier, based on Figure 9, region $c \notin \text{SW}(a)$. Thus, the outcome of the composition for weak relations (in the previous section) yields the same result as this composition. However, the computation for the latter is more tedious and complex when involving regions with many parts.

8. Existential Inference

The composition table in Table 2 is the result of transitive inferences made about regions a and c , given the hybrid cardinal direction relations for regions a and b as well as regions b and c . In the context of this paper, an existential inference is the inference made about the spatial relation between a and b , given the relations between c and a or/and the given relations between c and b . We shall demonstrate how our expressive hybrid cardinal direction model could be used to make several existential inferences which are not possible in existing models.

Example 3 (Find $R(b, a)$ such that $c \subset \text{WeakNorth}(b)$ and $c \subset \text{WeakNorth}(a)$). To answer this query, we must first specify the expressive relation between a and c .

There are two possible relations: $\text{TPPy}(c, \text{WeakNorth}(a))$ or $\text{WeakNorth}(c, a)$. If it is the former then composition is $\text{WeakNorth}(b, a) \wedge \text{WeakNorth}(c, b)$ which means $R(b, a)$ is $\text{WeakNorth}(b, a)$. If it is the latter, there are several combinations:

- (i) $\text{WeakNorth}(b, a) \wedge \text{Horizontal}(c, b)$
- (ii) $\text{WeakNorth}(b, a) \wedge \text{WeakSouth}(c, b)$
- (iii) $\text{Horizontal}(b, a) \wedge \text{WeakNorth}(c, b)$
- (iv) $\text{WeakSouth}(b, a) \wedge \text{WeakNorth}(c, b)$.

This means $R(b, a)$ are $\text{Horizontal}(b, a)$ or $\text{WeakSouth}(b, a)$ when $c \subset \text{WeakNorth}(b)$ and $c \subset \text{WeakNorth}(a)$.

Example 4 (Find $R(b, a)$ and $S(c, b)$ such that $T(a, c)$ is $\neg[\text{TPPy}(c, \text{Horizontal}(a)) \wedge \text{ECy}(c, \text{WeakSouth}(a))]$). Based on Table 2, 9 different compositions will yield the following outcome:

$\text{TPPy}(c, \text{Horizontal}(a)) \wedge \text{ECy}(c, \text{WeakSouth}(a))$
The set of possible compositions, Q , is:
 $\{\text{REL1}y(b, a) \wedge \text{REL7}y(c, b), \text{REL2}y(b, a) \wedge \text{REL7}y(c, b),$
 $\text{REL3}y(b, a) \wedge \text{REL7}y(c, b), \text{REL3}y(b, a) \wedge \text{REL8}y(c, b),$
 $\text{REL5}y(b, a) \wedge \text{REL7}y(c, b), \text{REL5}y(b, a) \wedge \text{REL8}y(c, b),$
 $\text{REL6}y(b, a) \wedge \text{REL4}y(c, b), \text{REL7}y(b, a) \wedge \text{REL1}y(c, b),$
 $\text{REL8}y(b, a) \wedge \text{REL12}(c, b)\}.$

If U equals 8×8 basic binary direction relations, then the set of all possible ordered pairs of R and S which satisfy the above query will be $U - Q$.

Example 5 (Find $R(b,a)$ and $S(c,b)$ such that $T(a,c)$ is $PO\gamma(c,WeakSouth(a)) \wedge PO\gamma(c,Horizontal(a)) \wedge EC\gamma(c,WeakNorth(a))$). Based on Table 2, we have 4 pairs of R and S which satisfy T . They are: $REL1\gamma(b,a) \wedge REL7\gamma(c,b)$, $REL2\gamma(b,a) \wedge REL8\gamma(c,b)$, $REL7\gamma(b,a) \wedge REL1\gamma(c,b)$, $REL7\gamma(b,a) \wedge REL2\gamma(c,b)$.

9. Conclusion

In this paper, we have shown how topological and direction relations can be integrated to produce a more expressive hybrid model for cardinal directions. The composition table derived from this model could be used to infer both *weak and expressive* direction relations between regions. We have also introduced and demonstrated how to use a formula to compute the composition of weak or expressive relations between “*whole and part*” regions. We have also demonstrated how the composition table with expressive direction relations could be used to make several difficult existential inferences.

References

- [1] A. U. Frank, “Qualitative spatial reasoning with cardinal directions,” *Journal of Visual Languages and Computing*, vol. 3, pp. 343–371, 1992.
- [2] A. U. Frank, “Qualitative spatial reasoning: cardinal directions as an example,” *International Journal of Geographic Information Systems*, vol. 10, no. 3, pp. 269–290, 1996.
- [3] R. K. Goyal, *Similarity assessment for cardinal directions between extended spatial objects [Ph.D. thesis]*, University of Maine, 2000.
- [4] R. Goyal and M. Egenhofer, “Consistent queries over cardinal directions across different levels of detail,” in *Proceedings of the 11th International Workshop on Database and Expert Systems Applications, Greenwich, UK, 2000*, A. M. Tjoa, R. Wagner, and A. Al-Zobaidie, Eds., pp. 876–880, IEEE Computer Society, September 2000.
- [5] R. Goyal and M. Egenhofer, “Similarity of cardinal directions,” in *Proceedings of the 7th International Symposium on Spatial and Temporal Databases*, C. Jensen, M. Schneider, B. Seeger, and V. Tsotras, Eds., vol. 2121 of *Lecture Notes in Computer Science*, pp. 36–55, Springer, Berlin, Germany, 2001.
- [6] D. Papadias and Y. Theodoridis, “Spatial relations, minimum bounding rectangles, and spatial data structures,” Tech. Rep. KDBSLAB-TR-94-04, University of California, Berkeley, Calif, USA, 1994.
- [7] M. T. Escrig and F. Toledo, “A framework based on CLP extended with CHRS for reasoning with qualitative orientation and positional information,” *Journal of Visual Languages & Computing*, vol. 9, no. 1, pp. 81–101, 1998.
- [8] E. Clementini, P. Di Felice, and D. Hernández, “Qualitative representation and positional information,” *Artificial Intelligence*, vol. 95, pp. 315–356, 1997.
- [9] A. Isli, “Combining cardinal direction relations and relative relations in QSR,” in *Proceedings of the 8th International Symposium on Artificial Intelligence and Mathematics (AI&M)*, Fort Lauderdale, Fla, USA, January 2004.
- [10] C. C. Freksa, “Using orientation information for qualitative spatial reasoning,” in *Proceedings of GIS—From Space to Territory: Theories and Methods of Spatio-Temporal Reasoning*, A. U. Frank, I. Campari, and U. Formentini, Eds., Springer, Berlin, Germany, 1992.
- [11] J. Sharma and D. Flewelling, “Inferences from combined knowledge about topology and directions,” in *Proceedings of the 4th International Symposium on Advances in Spatial Databases*, pp. 271–291, Portland, Me, USA, 1995.
- [12] W. M. Liu, S. J. Li, and J. Renz, “Combining RCC-8 with qualitative direction calculi: algorithms and complexity,” in *Proceedings of the 21st International Joint Conference on Artificial Intelligence (IJCAI’09)*, pp. 854–859, Pasadena, Calif, USA, July 2009.
- [13] D. Randell, Z. Cui, and A. G. Cohn, “A spatial logic based on regions and connection,” in *Proceedings of the 3rd International Conference on Knowledge Representation and Reasoning*, 1992.
- [14] S. J. Li, “Combining topological and directional information for spatial reasoning,” in *Proceedings of the 20th International Joint Conference on Artificial Intelligence (IJCAI’07)*, pp. 435–440, 2007.
- [15] S. J. Li and A. G. Cohn, “Reasoning with topological and directional spatial information,” *Computational Intelligence*, vol. 28, no. 4, pp. 579–616, 2012.
- [16] P. Balbiani, J. Condotta, and L. F. A. del Cerro, “A Model for reasoning about bidimensional temporal relations,” in *Proceedings of the 6th International Conference on Knowledge Representation and Reasoning*, 1998.
- [17] P. Balbiani, J. Condotta, and L. F. del Cerro, “A new tractable subclass of the rectangle algebra,” in *Proceedings of the 16th International Joint Conference on Artificial Intelligence (IJCAI’99)*, vol. 1, pp. 442–447, 1999.
- [18] A. G. Cohn, B. Bennett, J. Gooday, and N. M. Gotts, “Qualitative spatial representation and reasoning with the region connection calculus,” *GeoInformatica*, vol. 1, no. 3, pp. 275–316, 1997.
- [19] J. Sharma, *Integrated spatial reasoning in geographic information systems: combining topology and direction [Ph.D. thesis]*, University of Maine, 1993, <http://www.library.umaine.edu/theses/pdf/Sharma.pdf>.
- [20] D. Papadias, M. J. Egenhofer, and J. Sharma, “Hierarchical reasoning about direction relations,” in *Proceedings of the 4th ACM workshop on Advances on Advances in Geographic Information Systems (GIS’96)*, ACM-GIS, Rockville, Md, USA, November 1996.
- [21] G. Ligozat, “Reasoning about cardinal directions,” *Journal of Visual Languages and Computing*, vol. 9, pp. 23–44, 1998.
- [22] M. T. Escrig and F. Toledo, *Qualitative Spatial Reasoning: Theory and Practice: Application to Robot Navigation*, IOS Press, Amsterdam, The Netherlands, 1998.
- [23] S. Skiadopoulos and M. Koubarakis, “Composing cardinal direction relations,” in *Proceedings of the SSTD-01*, Redondo Beach, Calif, USA, July 2001.
- [24] S. Skiadopoulos and M. Koubarakis, “Composing cardinal direction relations,” *Artificial Intelligence*, vol. 152, no. 2, pp. 143–171, 2004.
- [25] B. Bennett, A. Isli, and A. G. Cohn, “When does a composition table provide a complete and tractable proof procedure for a relational constraint language?” in *Proceedings of the IJCAI-97 Workshop on Spatial and Temporal Reasoning*, Nagoya, Japan, 1997.

- [26] A. Isli, "Integrating existing cone-shaped and projection-based cardinal direction relations and a TCSP-like decidable generalisation," CoRR cs.AI/0311051, 2003.
- [27] W. M. Liu, X. T. Zhang, S. J. Li, and M. S. Ying, "Reasoning about cardinal directions between extended objects," *Artificial Intelligence*, vol. 174, pp. 951–983, 2011.
- [28] W. M. Liu and S. J. Li, "Reasoning about cardinal directions between extended objects: the NP-hardness result," *Artificial Intelligence*, vol. 175, no. 18, pp. 2155–2169, 2011.
- [29] A.L. Kor and B. Bennett, "Composition for cardinal directions by decomposing horizontal and vertical constraints," in *Proceedings of the AAAI 2003 Spring Symposium*, D. Dicheva and D. Dochev, Eds., Stanford University, Stanford, Calif, USA, March 2003.
- [30] A. L. Kor and B. Bennett, "Reasoning mechanism for cardinal direction relations," in *AIMSA 2010*, D. Dicheva and D. Dochev, Eds., vol. 6304 of *Lecture Notes in Artificial Intelligence (LNAI)*, pp. 32–41, Springer, 2010.
- [31] A. G. Cohn, B. Bennett, J. Gooday, and N. Gotts, "Representing and reasoning with qualitative spatial relations about regions," in *Temporal and Spatial Reasoning*, O. Stock, Ed., Kluwer, New York, NY, USA, 1997.
- [32] B. L. Clarke, "Calculus of individuals based on connection," *Notre Dame Journal of Formal Logic*, vol. 23, no. 3, pp. 204–218, 1981.
- [33] B. L. Clarke, "Individuals and points," *Notre Dame Journal of Formal Logic*, vol. 26, no. 1, pp. 61–75, 1985.
- [34] B. Bennett, A. Isli, and A. G. Cohn, "A system handling RCC-8 queries on 2D regions representable in the closure algebra of half-planes?" in *Proceedings of the 11th International Conference on Industrial and Engineering Applications of Artificial Intelligence and Expert Systems (IEA/AIE'98)*, pp. 281–290, Springer, 1998.
- [35] F. Wolter and M. Zakharyashev, "Spatio-temporal representation and reasoning based on RCC-8," in *Proceedings of the 7th Conference on Principles of Knowledge Representation and Reasoning (KR'00)*, 2000, <http://citeseerx.ist.psu.edu/viewdoc/summary?doi=10.1.1.33.4558>.
- [36] A. C. Varchi, "Parts, wholes, and part-whole relations: the prospects of mereotopology," *Data And Knowledge Engineering*, vol. 20, pp. 259–286, 1996.
- [37] J. F. Allen, "Maintaining knowledge about temporal intervals," *Communications of the ACM*, vol. 26, no. 11, pp. 832–843, 1983.
- [38] M. Egenhofer, "Reasoning about binary topological relations," in *Proceedings of the 2nd Symposium on Large Spatial Databases (SSD'91)*, O. Gunther and H. J. Schek, Eds., vol. 525, pp. 143–160, Lecture Notes in Computer Science, Zurich, Switzerland, 1991.
- [39] M. Egenhofer, "Deriving the composition of binary topological relations," *Journal of Visual Languages and Computing*, vol. 5, no. 2, pp. 133–149, 1994.
- [40] Z. Cui, A. G. Cohn, and D. A. Randell, "Qualitative simulation based on logical formalism of space and time," in *Proceedings of the AAAI'92*, pp. 679–684, AAAI Press, Menlo Park, Calif, USA, 1992.
- [41] B. Bennett, "Some observations and puzzles about composing spatial and temporal relations," in *Proceedings of the 11th European Conference on Artificial Intelligence, Workshop on Spatial and Temporal Reasoning (ECAI)*, Amsterdam, The Netherlands, August 1994.
- [42] G. Ligozat, "Simple models for simple calculi," in *COSIT'99*, C. Freksa and D. M. Mark, Eds., vol. 1661 of *Lecture Notes in Computer Science*, pp. 173–188, Springer, Berlin, Germany, 1999.




Hindawi

Submit your manuscripts at
<http://www.hindawi.com>

