



LEEDS
BECKETT
UNIVERSITY

Citation:

Xie, H and Liao, F and Chen, Y and Zhang, X and Li, M and Deng, J (2021) Finite-time Bounded Tracking Control for Fractional-order Systems. IEEE Access. ISSN 2169-3536 DOI: <https://doi.org/10.1109/ACCESS.2021.3049919>

Link to Leeds Beckett Repository record:

<https://eprints.leedsbeckett.ac.uk/id/eprint/7349/>

Document Version:

Article (Published Version)

Creative Commons: Attribution 4.0

The aim of the Leeds Beckett Repository is to provide open access to our research, as required by funder policies and permitted by publishers and copyright law.

The Leeds Beckett repository holds a wide range of publications, each of which has been checked for copyright and the relevant embargo period has been applied by the Research Services team.

We operate on a standard take-down policy. If you are the author or publisher of an output and you would like it removed from the repository, please [contact us](#) and we will investigate on a case-by-case basis.

Each thesis in the repository has been cleared where necessary by the author for third party copyright. If you would like a thesis to be removed from the repository or believe there is an issue with copyright, please contact us on openaccess@leedsbeckett.ac.uk and we will investigate on a case-by-case basis.

Finite-time Bounded Tracking Control for Fractional-order Systems

HAO XIE¹, FUCHENG LIAO¹, YUNAN CHEN¹, XINYUE ZHANG¹, MINLI LI¹, JIAMEI DENG²

¹School of Mathematics and Physics, University of Science and Technology Beijing, Beijing 100083, China

²School of Built Environment, Engineering and Computing, Leeds Beckett University, Leeds LS6 3QS, United Kingdom

Corresponding author: Fucheng Liao (e-mail: fcliao@ustb.edu.cn).

This work was supported by the Oriented Award Foundation for Science and Technological Innovation, Inner Mongolia Autonomous Region, China [grant number 2012] and the National Key R&D Program of China [grant number 2017YFF0207401].

ABSTRACT This paper solves the finite-time bounded tracking control problem for fractional-order systems. Firstly, by taking the fractional derivative on state equations and error signals, a fractional-order error system is constructed, and the error signal is taken as the output vector of the error system. Secondly, a state feedback controller is introduced into the error system, and the disturbance signal of the error system is the combination of the fractional derivative of disturbance signals and desired tracking signals. Thus, the original problem is converted into the input-output finite time stability problem of the closed-loop error systems. Thirdly, based on the linear matrix inequalities (LMIs), the sufficient conditions which ensure the finite-time bounded tracking for the desired tracking signals are derived. Therefore, the finite-time bounded tracking controller of the original system is obtained. Finally, simulation results elucidate the effectiveness of the controller.

INDEX TERMS Finite-time bounded tracking, fractional-order systems, error systems, linear matrix inequalities.

I. INTRODUCTION

A fractional calculus equation is to generalize calculus orders from an integer domain to a real or complex domain. The systems, represented by fractional calculus equations, are called fractional-order systems. Many practical systems are described by fractional differential equations because it can better represent the essential characteristics and dynamic behaviors of practical systems [1-3]. For example, by adopting the fractional order, the memory phenomenon of the mechanical system with viscous damping structures, is particularly easy to be demonstrated [2]. The genetic characteristics in microbial fermentation process can be better depicted by employing fractional-order system [3]. In recent years, the theory of fractional-order control systems has captured many scholars' attention and achieved fruitful results [4-6]. Sakthivel *et al.* solved the robust fault estimation-based synchronization problem for a class of fractional-order multi-weighted complex dynamic networks subject to external disturbances [4]. Sakthivel *et al.* in [5] considered the output tracking control problem and disturbance rejection performance for a class of fractional-order T-S fuzzy systems with time-varying delay and external disturbances. More interesting results in this field

can be found in [6]. It is well known that stability is usually the first problem to be considered and solved in the analysis and design of a system. Therefore, many scholars have investigated the stability theory of fractional-order systems. Li *et al.* researched the stability for a type of fractional-order nonlinear systems based on Lyapunov direct method [7]. N'Doye *et al.* discussed the problem of robust stabilization for uncertain descriptor fractional-order systems [8]. HosseinNia *et al.* explored the stability of fractional order switched systems [9]. Zhao *et al.* gave the stability criterion of fractional-order positive switched systems by using the fractional-order Lyapunov function [10].

It is worth noting that most of the research analyzing the stability of fractional order systems, are mainly concentrating on Lyapunov stability which exposes the behaviors of systems in an infinite time interval. However, in some practical problems, engineers pay more attention to the dynamic behaviors of systems in a fixed time interval. Meanwhile, excessive state value is not allowed. For instance, the circuit would be damaged, if the voltage is too high in a boost circuit system [11]. Hence, Dorato and Weiss and Infante proposed the finite time stability (FTS)

to reflect the characteristic that the state of the system does not exceed a given range in a finite time [12-13]. Moreover, if there are external disturbances in the system, FTS can be extended to finite-time bounded (FTB) [14]. In order to discuss the input-output behavior of system over a finite time interval, Amato *et al.* presented the input-output finite time stability (IO-FTS) in 2010 [15]. Currently, the research on FTS, FTB and IO-FTS has been spread from ordinary integer-order systems to fractional-order systems [16-19]. By utilizing the generalized Gronwall inequality, Lazarević and Spasić investigated the FTS problem of fractional-order delay systems and gave the sufficient conditions for the system to be FTS [16]. Ma *et al.* contributed the definition of FTS and FTB for fractional-order linear systems [17]. The IO-FTS problems of normal and singular fractional-order linear systems were solved, and the design methods of state feedback controller were presented in [18]. Subsequently, Liang *et al.* investigate the problem of IO-FTS for fractional order positive switched systems [19].

In practical engineering applications, there are plenty of tracking problems. Consequently, tracking control is always one of the research hotspots in the control field. At present, there are numerous important research results in tracking control, for example, optimal tracking control [20-21], adaptive tracking control [22-23], tracking control based on iterative learning [24], etc. In addition, Kohler *et al.* proposed a nonlinear model predictive control scheme for tracking of dynamic target signals by utilizing reference generic offline computations [25]. In order to keep track of a time-varying steady state target, an output feedback model predictive control for fuzzy systems was presented in [26]. Li *et al.* investigated event-triggered tracking control for a class of nonlinear systems with disturbances [27]. In some tracking problems, scholars sometimes desire that the output of system can always remain within the specified neighborhood of the desired tracking signal in a finite time. For instance, the robot is expected to move along the planned path in a given period of time [28]. In view of this, the concept of finite-time bounded tracking, which reflects the characteristic that the output within a given threshold of the desired tracking signal in a finite time, is proposed in [28-29]. However, to the best of authors' knowledge, the research on the finite-time bounded tracking still stays in the ordinary integer-order system. None of the study, about the finite-time bounded tracking of fractional-order system, has achieved so far. The problem of the finite-time bounded tracking for fractional order systems is very challenging. One reason is that fractional order systems have more complex dynamic behaviors than integer-order systems. Another reason is that the existing methods and conclusions about finite-time tracking of integer-order systems cannot be directly applied to fractional order systems. Therefore, this article proposes and solves the finite-time bounded tracking problem for a class of fractional order systems.

The contributions of this research are summarized as follows: 1) The finite-time bounded tracking control is extended to the fractional order systems for the first time; 2) a finite-time bounded tracking controller is designed for a type of fractional order systems; 3) the conception, method and conclusion of this article can be applied to the integer-order systems directly.

Notations: $A \in R^{m \times n}$ means that A is an $m \times n$ real matrix; I denotes the identity matrix; $Q < 0$ ($Q > 0$) represents that Q is a negative (positive) definite matrix; $Q \leq 0$ ($Q \geq 0$) represents that Q is a negative (positive) semidefinite matrix.

II. PRELIMINARIES

In this section, some basic notions and properties for fractional calculus are reviewed. For further details, please refer to [1].

The left-sided Riemann-Liouville fractional integral with order $\alpha > 0$ of the integrable function $x(t)$ is defined as

$${}_t I_t^\alpha x(t) = \frac{1}{\Gamma(\alpha)} \int_{t_0}^t (t-\tau)^{\alpha-1} x(\tau) d\tau,$$

where $\alpha \in R$, ${}_t I_t^\alpha$ is the integral operator of order α on

$$[t_0, t], \Gamma(\alpha) = \int_0^\infty e^{-t} t^{\alpha-1} dt [1], p.69.$$

Because the Caputo derivative is the most frequently used in control engineering, this article adopts the Caputo fractional derivative, which is defined as

$${}_t^c D_t^\alpha x(t) = \frac{1}{\Gamma(n-\alpha)} \int_{t_0}^t (t-\tau)^{n-\alpha-1} x^{(n)}(\tau) d\tau,$$

where n is a positive integer, $x(t)$ is a differentiable function with the order n , $n-1 < \alpha < n$ [1], p. 92.

Property 1 (Theorem 3.16 in [4]): Caputo fractional derivative is a linear operator, that is, for any constant λ_1, λ_2 ,

$${}_t^c D_t^\alpha [\lambda_1 x_1(t) + \lambda_2 x_2(t)] = \lambda_1 {}_t^c D_t^\alpha x_1(t) + \lambda_2 {}_t^c D_t^\alpha x_2(t).$$

Property 2 (Lemma 2.22 in [1]): Letting $\alpha > 0$, $x(t)$ be an order n differentiable function, the relationship

$${}_t I_t^\alpha ({}_t^c D_t^\alpha x(t)) = x(t) - \sum_{k=0}^{n-1} \frac{(t-t_0)^k}{k!} x^{(k)}(t_0)$$

is obtained, here $x^{(0)}(t) = x(t)$, $n-1 < \alpha < n$.

In addition, this paper needs utilize the following lemmas.

Lemma 1 [30]: Let $0 < \alpha < 1$, $x(t) \in R^n$ be a vector of differentiable function. Then, when $t \geq t_0$, there is

$${}_t^c D_t^\alpha [x^T(t) P x(t)] \leq x^T(t) P {}_t^c D_t^\alpha x(t) + ({}_t^c D_t^\alpha x(t))^T P x(t),$$

where $P \in R^{n \times n}$ and $P > 0$.

Lemma 2 (Lemma 2.8 in [31]): Consider the matrix

$$S = \begin{bmatrix} S_{11} & S_{12} \\ S_{12}^T & S_{22} \end{bmatrix}, \text{ in which both } S_{11} \text{ and } S_{22} \text{ are invertible}$$

and symmetric matrices. The following conditions are equivalent:

- (i) $S < 0$;
- (ii) $S_{22} < 0, S_{11} - S_{12}S_{22}^{-1}S_{12}^T < 0$;
- (iii) $S_{11} < 0, S_{22} - S_{12}^T S_{11}^{-1} S_{12} < 0$.

III. PROBLEM DESCRIPTION AND ASSUMPTIONS

Consider a fractional-order system as follows:

$$\begin{cases} {}^c D_t^\alpha x(t) = Ax(t) + Ew(t), & x(t_0) = 0 \\ y(t) = Cx(t) \end{cases}, \quad (1)$$

where $0 < \alpha < 1$; $x(t) \in R^n$, $y(t) \in R^p$, and $w(t) \in R^q$ denote the state vector, the output vector, and the disturbance input, respectively; moreover, $A \in R^{n \times n}$, $C \in R^{p \times n}$, and $E \in R^{n \times q}$ are known constant matrices.

The definition of IO-FTS for system (1) is showed as follows.

Definition 1: The three scalars $c_1 > 0$, $c_2 > 0$, $T > t_0$, and two matrices $Q > 0$, $\Phi > 0$ are given. Under the initial value condition $x(t_0) = 0$, system (1) is referred to as IO-FTS with respect to (c_1, c_2, Q, Φ, T) , if

$$\sup_{t \in [t_0, T]} w^T(t)Qw(t) \leq c_1 \Rightarrow y^T(t)\Phi y(t) < c_2 \quad \forall t \in [t_0, T].$$

Remark 1: Definition 1 is slightly different from the one in [18]. In fact, two definitions can be transformed with each other if the appropriate parameters are selected.

Then, Definition 1 is extended to discuss the finite-time bounded tracking of system (1). The finite-time bounded tracking means that the output $y(t)$ of (1) always remains in a given neighborhood of the desired tracking signal $y_d(t) \in R^p$ under certain conditions. The difference between the desired tracking signal and the output signal is defined as the error signal $e(t)$, that is

$$e(t) = y(t) - y_d(t). \quad (2)$$

The strict definition of finite-time bounded tracking for System (1) is as follows:

Definition 2: Given three scalars $c_1 > 0$, $c_2 > 0$, $T > t_0$, two matrices $Q > 0$, $\Phi > 0$, and initial condition $x(t_0) = 0$, the outputs of system (1) complete finite-time bounded tracking for $y_d(t)$ with respect to (c_1, c_2, Q, Φ, T) , if

$$\sup_{t \in [t_0, T]} w^T(t)Qw(t) \leq c_1 \Rightarrow e^T(t)\Phi e(t) < c_2 \quad \forall t \in [t_0, T].$$

Remark 2: Particularly, $y_d(t) \equiv 0$, the finite-time bounded tracking degenerates to the IO-FTS.

Let us consider the fractional-order system

$$\begin{cases} {}^c D_t^\alpha x(t) = Ax(t) + Bu(t) + Ew(t), & x(t_0) = 0 \\ y(t) = Cx(t) \end{cases}, \quad (3)$$

where $0 < \alpha < 1$; $x(t) \in R^n$ denotes the state vector, $u(t) \in R^m$ is the control input vector, $w(t) \in R^q$ represents the disturbance vector, $y(t) \in R^p$ means the output vector; $A \in R^{n \times n}$, $B \in R^{n \times m}$, $E \in R^{n \times q}$, and $C \in R^{p \times n}$ denote known constant matrices.

The assumptions on the desired tracking signal $y_d(t)$ and disturbance signal $w(t)$ of system (3) are presented as follows.

Assumption 1. $y_d(t)$ is a piecewise continuous differentiable function with $y_d(t_0) = 0$, and satisfies

$$\left(\frac{(T-t_0)^{1-\alpha}}{\Gamma(2-\alpha)} \right)^2 \sup_{t \in [t_0, T]} \dot{y}_d^T(t)Q_1 \dot{y}_d(t) \leq c_{11},$$

where $Q_1 \in R^{p \times p}$ and c_{11} are a given positive matrix and number, respectively.

Assumption 2. $w(t)$ is a piecewise continuous differentiable function and satisfies

$$\left(\frac{(T-t_0)^{1-\alpha}}{\Gamma(2-\alpha)} \right)^2 \sup_{t \in [t_0, T]} \dot{w}^T(t)Q_2 \dot{w}(t) \leq c_{22},$$

where $Q_2 \in R^{q \times q}$ and c_{22} are a given positive matrix and number, respectively.

Remark 3: According to Assumption 1 and 2, it follows that $y_d(t)$ and $w(t)$ are not differentiable at some isolated points. At this juncture, the one-sided derivative of $y_d(t)$ and $w(t)$ are taken.

The objective of this study is to design a controller for system (3) so that the output $y(t)$ of (3) completes finite-time bounded tracking for $y_d(t)$ under certain conditions.

IV. DESIGN OF THE CONTROLLER

The method of the constructing error systems in [32-33] is implemented to solve the problem. Firstly, a fractional-order error system is constructed so that the error signal is included in the state vector.

Taking the order α Caputo derivative on both sides of the state equation of (3), and utilizing Property 1, the following will be obtained:

$${}^c D_t^\alpha ({}^c D_t^\alpha x(t)) = A {}^c D_t^\alpha x(t) + B {}^c D_t^\alpha u(t) + E {}^c D_t^\alpha w(t). \quad (4)$$

By applying ${}^c D_t^\alpha$ to both sides of (2), it follows that

$${}^c D_t^\alpha e(t) = {}^c D_t^\alpha y(t) - {}^c D_t^\alpha y_d(t) = C {}^c D_t^\alpha x(t) - {}^c D_t^\alpha y_d(t). \quad (5)$$

Upon combining (4) and (5), one can acquire

$${}^c D_t^\alpha z(t) = \bar{A}z(t) + \bar{B} {}^c D_t^\alpha u(t) + \bar{E} {}^c D_t^\alpha w(t) + \bar{G} {}^c D_t^\alpha y_d(t), \quad (6)$$

where

$$z(t) = \begin{bmatrix} e(t) \\ {}^c D_t^\alpha x(t) \end{bmatrix} \in R^{p+n}, \quad \bar{A} = \begin{bmatrix} 0 & C \\ 0 & A \end{bmatrix} \in R^{(p+n) \times (p+n)},$$

$$\bar{B} = \begin{bmatrix} 0 \\ B \end{bmatrix} \in R^{(p+n) \times m}, \quad \bar{E} = \begin{bmatrix} 0 \\ E \end{bmatrix} \in R^{(p+n) \times q},$$

$$\bar{G} = \begin{bmatrix} -I \\ 0 \end{bmatrix} \in R^{(p+n) \times p}.$$

Since the output $y(t)$ and the desired tracking signal $y_d(t)$ are known, $e(t)$ can be taken as the output of (6), that is, the following output equation can be introduced for (6).

$$e(t) = \bar{C}z(t), \quad (7)$$

where $\bar{C} = [I \quad 0] \in R^{p \times (p+n)}$.

Combining (6) and (7) yields

$$\begin{cases} {}^c D_t^\alpha z(t) = \bar{A}z(t) + \bar{B} {}^c D_t^\alpha u(t) + \bar{E} {}^c D_t^\alpha w(t) + \bar{G} {}^c D_t^\alpha y_d(t) \\ e(t) = \bar{C}z(t) \end{cases}. \quad (8)$$

(8) is the error system of system (3).

It is interesting to note that if a state feedback controller

$${}^c D_t^\alpha u(t) = Kz(t). \quad (9)$$

can make the closed-loop system of (8) IO-FTS, then the output of (3) completes finite-time bounded tracking for $y_d(t)$. The gain matrix K of (9) will be given in the following.

Introducing (9) to (8) results

$$\begin{cases} {}^c D_t^\alpha z(t) = (\bar{A} + \bar{B}K)z(t) + \bar{E} {}^c D_t^\alpha w(t) + \bar{G} {}^c D_t^\alpha y_d(t) \\ e(t) = \bar{C}z(t) \end{cases}, \quad (10)$$

which is the closed-loop system of (8). Note that compared to system (1), there is one more term $\bar{G} {}^c D_t^\alpha y_d(t)$. Let us treat

${}^c D_t^\alpha y_d(t)$ as a disturbance, and integrate ${}^c D_t^\alpha w(t)$ and ${}^c D_t^\alpha y_d(t)$ together to form a new disturbance vector

$$\bar{w}(t) = \begin{bmatrix} {}^c D_t^\alpha y_d(t) \\ {}^c D_t^\alpha w(t) \end{bmatrix}. \text{ In this case, (10) can be written as}$$

$$\begin{cases} {}^c D_t^\alpha z(t) = (\bar{A} + \bar{B}K)z(t) + \tilde{E}\bar{w}(t) \\ e(t) = \bar{C}z(t) \end{cases}, \quad (11)$$

where $\tilde{E} = [\bar{G} \quad \bar{E}] \in R^{(p+n) \times (q+p)}$.

Remark 4: Treating ${}^c D_t^\alpha y_d(t)$ as an external disturbance leads to some conservatism in the result. From the point of view of mathematics, this method is reasonable. The problem

of finite-time bounded tracking control for a part of desired tracking signals can be solved by adopting this method.

(11) has the same form as (1). Thus, the theory and method of the IO-FTS for fractional-order system can be adopted as a reference. The first critical theorem of this research is given as following.

Theorem 1: For $\forall t \in [t_0, T]$, there is $e^T(t)\Phi e(t) < c_2$, that is, system (11) is input-output finite time stability with respect to (c_1, c_2, Q, Φ, T) , if under Assumption 1 and 2, there exists a matrix $P > 0$ such that

$$\begin{bmatrix} P\bar{A} + \bar{A}^T P + P\bar{B}K + K^T \bar{B}^T P & P\tilde{E} \\ \tilde{E}^T P & -Q \end{bmatrix} < 0 \quad (12)$$

and

$$\bar{C}^T \Phi \bar{C} - \frac{c_2 \Gamma(\alpha + 1)}{c_1 (T - t_0)^\alpha} P < 0, \quad (13)$$

where $c_1 \geq c_{11} + c_{22}$, $Q = \begin{bmatrix} Q_1 & 0 \\ 0 & Q_2 \end{bmatrix}$, and ${}^c D_t^\alpha u(t) = Kz(t)$.

Proof: The quadratic form $V = z^T Pz$ is constructed based on the positive definite matrix P satisfying (12) and (13). Taking the fractional derivative of V with regard to time t along the trajectory of (11) and considering Lemma 1, one can obtain

$$\begin{aligned} {}^c D_t^\alpha V \Big|_{(11)} &= {}^c D_t^\alpha (z^T(t) Pz(t)) \\ &\leq z^T(t) P {}^c D_t^\alpha z(t) + ({}^c D_t^\alpha z(t))^T Pz(t) \\ &= z^T(t) P ((\bar{A} + \bar{B}K)z(t) + \tilde{E}\bar{w}(t)) \\ &\quad + ((\bar{A} + \bar{B}K)z(t) + \tilde{E}\bar{w}(t))^T Pz(t) \\ &= z^T(t) (P\bar{A} + \bar{A}^T P + P\bar{B}K + K^T \bar{B}^T P) z(t) \\ &\quad + \bar{w}^T(t) \tilde{E}^T Pz(t) + z^T(t) P\tilde{E}\bar{w}(t) \\ &= \begin{bmatrix} z^T(t) & \bar{w}^T(t) \end{bmatrix} \\ &\quad \begin{bmatrix} P\bar{A} + \bar{A}^T P + P\bar{B}K + K^T \bar{B}^T P & P\tilde{E} \\ \tilde{E}^T P & 0 \end{bmatrix} \begin{bmatrix} z(t) \\ \bar{w}(t) \end{bmatrix} \\ &= \begin{bmatrix} z^T(t) & \bar{w}^T(t) \end{bmatrix} \\ &\quad \begin{bmatrix} P\bar{A} + \bar{A}^T P + P\bar{B}K + K^T \bar{B}^T P & P\tilde{E} \\ \tilde{E}^T P & -Q \end{bmatrix} \begin{bmatrix} z(t) \\ \bar{w}(t) \end{bmatrix} \\ &\quad + \bar{w}^T(t) Q \bar{w}(t) \end{aligned} \quad (14)$$

By using (12), the following will be established

$${}^c D_t^\alpha V \Big|_{(11)} < \bar{w}^T(t) Q \bar{w}(t). \quad (15)$$

Based on the assumption of zero initial conditions, the following is obtained

$$V(z(t_0)) = z^T(t_0) Pz(t_0) = 0.$$

Integrating both sides of (15) with respect to order α from to t_0 and taking t Property 2 into account, it can be achieved that

$$V(z(t)) < {}_t_0 I_t^\alpha (\bar{w}^T(t) Q \bar{w}(t)) = \frac{1}{\Gamma(\alpha)} \int_{t_0}^t (t-\tau)^{\alpha-1} \bar{w}^T(\tau) Q \bar{w}(\tau) d\tau. \quad (16)$$

Now let us estimate the upper bound on the right side of (16).

Because of $\bar{w}(t) = \begin{bmatrix} {}_t_0^c D_t^\alpha y_d(t) \\ {}_t_0^c D_t^\alpha w(t) \end{bmatrix}$, $Q = \begin{bmatrix} Q_1 & 0 \\ 0 & Q_2 \end{bmatrix}$, there is

$$\bar{w}^T(t) Q \bar{w}(t) = ({}_t_0^c D_t^\alpha y_d(t))^T Q_1 {}_t_0^c D_t^\alpha y_d(t) + ({}_t_0^c D_t^\alpha w(t))^T Q_2 {}_t_0^c D_t^\alpha w(t), \quad \forall t \in [t_0, T] \quad (17)$$

Consider the two terms in the right of (17). For the first term, it is known from Assumption 1 that $\dot{y}_d(t)$ has only the first kind of discontinuity at most. Thus, $\dot{y}_d(t)$ is a bounded function. Moreover, the relation $(t-\tau)^{-\alpha}$ of τ remains its sign in $[t_0, t]$. Therefore, according to the integral mean value theorem in p. 352 of [34], there exists a point $\xi \in [t_0, t]$ such that

$$\begin{aligned} \int_{t_0}^t (t-\tau)^{-\alpha} \dot{y}_d(\tau) d\tau &= \left[\int_{t_0}^t (t-\tau)^{-\alpha} d\tau \right] \dot{y}_d(\xi) \\ &= \frac{1}{1-\alpha} (t-t_0)^{1-\alpha} \dot{y}_d(\xi). \end{aligned}$$

Then

$$\begin{aligned} {}_t_0^c D_t^\alpha y_d(t) &= \frac{1}{\Gamma(1-\alpha)} \int_{t_0}^t (t-\tau)^{-\alpha} \dot{y}_d(\tau) d\tau \\ &= \frac{1}{(1-\alpha)\Gamma(1-\alpha)} (t-t_0)^{1-\alpha} \dot{y}_d(\xi) \\ &= \frac{1}{\Gamma(2-\alpha)} (t-t_0)^{1-\alpha} \dot{y}_d(\xi). \end{aligned}$$

Therefore,

$$\begin{aligned} &({}_t_0^c D_t^\alpha y_d(t))^T Q_1 {}_t_0^c D_t^\alpha y_d(t) \\ &= \left(\frac{1}{\Gamma(2-\alpha)} (t-t_0)^{1-\alpha} \dot{y}_d(\xi) \right)^T Q_1 \left(\frac{1}{\Gamma(2-\alpha)} (t-t_0)^{1-\alpha} \dot{y}_d(\xi) \right) \\ &\leq \left(\frac{(t-t_0)^{1-\alpha}}{\Gamma(2-\alpha)} \right)^2 \sup_{\xi \in [t_0, t]} \dot{y}_d^T(\xi) Q_1 \dot{y}_d(\xi) \\ &\leq \left(\frac{(T-t_0)^{1-\alpha}}{\Gamma(2-\alpha)} \right)^2 \sup_{t \in [t_0, T]} \dot{y}_d^T(t) Q_1 \dot{y}_d(t). \end{aligned}$$

Based on Assumption 1, the following will be obtained

$$({}_t_0^c D_t^\alpha y_d(t))^T Q_1 {}_t_0^c D_t^\alpha y_d(t) \leq c_{11}. \quad (18)$$

Similarly, if Assumption 2 holds, it is known that the second term on the right side of (17) satisfies

$$({}_t_0^c D_t^\alpha w(t))^T Q_2 {}_t_0^c D_t^\alpha w(t) \leq c_{22}. \quad (19)$$

Merging (17), (18), and (19), the following can be achieved

$$\bar{w}^T(t) Q \bar{w}(t) \leq c_{11} + c_{22} \leq c_1. \quad (20)$$

By putting (20) into (16), one can obtain the upper bound of (16) which is the upper bound of $V(z(t))$, as follows:

$$\begin{aligned} V(z(t)) &< \frac{1}{\Gamma(\alpha)} \int_{t_0}^t (t-\tau)^{\alpha-1} \bar{w}^T(\tau) Q \bar{w}(\tau) d\tau \\ &\leq \frac{c_1}{\Gamma(\alpha)} \int_{t_0}^t (t-\tau)^{\alpha-1} d\tau = \frac{c_1(t-t_0)^\alpha}{\Gamma(\alpha+1)} \\ &\leq \frac{c_1(T-t_0)^\alpha}{\Gamma(\alpha+1)}. \end{aligned} \quad (21)$$

Because of $e(t) = \bar{C}z(t)$, considering (13) and (21), when $t \in [t_0, T]$, one can get

$$\begin{aligned} e^T(t) \Phi e(t) &= z^T(t) \bar{C}^T \Phi \bar{C} z(t) \\ &< \frac{c_2 \Gamma(\alpha+1)}{c_1(T-t_0)^\alpha} z^T(t) P z(t) = \frac{c_2 \Gamma(\alpha+1)}{c_1(T-t_0)^\alpha} V(z(t)) \\ &< c_2. \end{aligned}$$

The proof is completed.

Nevertheless, the inequality (12) of Theorem 1 is not LMI, so (12) cannot be tackled by LMI toolbox in MATLAB. By converting (12) into LMI, one acquires the second theorem of this article.

Theorem 2: If under Assumption 1 and 2, there exists matrices $L > 0$ and Y satisfying

$$\begin{bmatrix} \bar{A}L + L\bar{A}^T + \bar{B}Y + Y^T \bar{B}^T & \tilde{E} \\ \tilde{E}^T & -Q \end{bmatrix} < 0, \quad (22)$$

and

$$\begin{bmatrix} -\frac{c_2 \Gamma(\alpha+1)}{c_1(T-t_0)^\alpha} L & L\bar{C}^T \\ \bar{C}L & -\Phi^{-1} \end{bmatrix} < 0, \quad (23)$$

then system (3) achieves the finite-time bounded tracking for $y_d(t)$ with respect to (c_1, c_2, Q, Φ, T) . Moreover, the gain matrix $K = YL^{-1}$ and ${}_t_0^c D_t^\alpha u(t) = Kz(t)$.

Proof: It only need prove that if the conditions of this theorem are true, the conditions of Theorem 1 are also true. The congruent transformation is implemented on the matrix on the left of (12) by pre-multiplying an invertible matrix $diag(P^{-1}, I)$ and post-multiplying the transpose of this matrix. Due to the fact that the congruent transformation remains the positive definiteness of a matrix, (12) is equivalent to

$$\begin{bmatrix} \bar{A}P^{-1} + P^{-1}\bar{A}^T + \bar{B}K P^{-1} + P^{-1}K^T \bar{B}^T & \tilde{E} \\ \tilde{E}^T & -Q \end{bmatrix} < 0. \quad (24)$$

Denoting $L = P^{-1}$, $K = YL^{-1}$, it can be seen that (24) becomes (22), which implies that (12) is satisfied if and only if (22) hold.

Pre- and post-multiply the left side of (13) by an invertible matrix L and its transpose (namely, L^T), respectively. Similarly, for the reason that congruent transformation remains the positive definiteness of a matrix, (13) is equivalent to

$$L\bar{C}^T\Phi\bar{C}L - \frac{c_2\Gamma(\alpha+1)}{c_1(T-t_0)^\alpha}LPL < 0.$$

Because of $L = P^{-1}$, $\Phi > 0$, the inequality above can be rewritten as

$$-\frac{c_2\Gamma(\alpha+1)}{c_1(T-t_0)^\alpha}L - L\bar{C}^T(-\Phi^{-1})^{-1}\bar{C}L < 0. \quad (25)$$

In view of $-\Phi^{-1} < 0$, according to Lemma 2, (25) and (23) are equivalent. Consequently, (13) is true if and only if (23) is established. Moreover, $L > 0$ if and only if $P > 0$. Thus, Theorem 2 is proved.

Further, we consider the control input of (3). The third crucial theorem of this paper is as follows:

Theorem 3: If there exist matrices $L > 0$ and Y satisfying (22) and (23), besides, Assumption 1 and 2 are true, i.e., the conditions of Theorem 2 are satisfied, the control input of (3) can be taken as

$$u(t) = K_{e,t_0}I_t^\alpha e(t) + K_x x(t) + u(t_0) \\ = \frac{K_e}{\Gamma(\alpha)} \int_{t_0}^t (t-\tau)^{\alpha-1} e(\tau) d\tau + K_x x(t) + u(t_0), \quad (26)$$

where $K = YL^{-1}$, L and Y are determined by (22), (23) and $L > 0$, $K = [K_e \quad K_x]$. Under control law (26), the output $y(t)$ of (3) can achieve finite-time bounded tracking for $y_d(t)$ with respect to (c_1, c_2, Q, Φ, T) .

Proof: If the conditions of Theorem 2 are true, the controller of (8) is ${}^C D_t^\alpha u(t) = Kz(t)$, which is also a control input of system (3). Divide K into $[K_e \quad K_x]$, where $K_e \in R^{m \times p}$, $K_x \in R^{m \times n}$. At this time, ${}^C D_t^\alpha u(t) = Kz(t)$ can be written as

$${}^C D_t^\alpha u(t) = K_e e(t) + K_x {}^C D_t^\alpha x(t).$$

Integrating both sides of the above equation with α from t_0 to t and employing Property 2, the following will be established

$$u(t) - u(t_0) = K_e I_{t_0}^\alpha e(t) + K_x (x(t) - x(t_0)). \quad (27)$$

Shifting $u(t_0)$ to the right side of the equal sign in (27) and considering the initial condition $x(t_0) = 0$, (26) can be derived. This proof completes.

Remark 5: In (26), $\frac{K_e}{\Gamma(\alpha)} \int_{t_0}^t (t-\tau)^{\alpha-1} e(\tau) d\tau$ represents the

integrator which is fractional; $K_x x(t)$ means a state feedback; $u(t_0)$ is the initial value of the control input. The proper selection of $u(t_0)$ can accelerate the tracking speed of the output signal to $y_d(t)$. Generally, $u(t_0) = 0$.

Remark 6: In fact, all the concepts, methods and conclusions in this paper can be directly applied to ordinary integer-order systems. It is only necessary to rewrite system (3) into ordinary integer-order system and take $\alpha = 1$ in derivation and conclusion. Therefore, the ordinary integer-order system can be treated as a special case of this paper.

V. NUMERICAL SIMULATION

In this section, two examples are presented to illustrate the effectiveness of the proposed controller design.

Example 1: Consider the following numerical academic example

$$\begin{cases} {}^C D_t^\alpha x(t) = \underbrace{\begin{bmatrix} -1 & -1 & 0 \\ 1.5 & 0.3 & 0.6 \\ 0.5 & 1 & -1 \end{bmatrix}}_A x(t) + \underbrace{\begin{bmatrix} -1 \\ 1.5 \\ 3 \end{bmatrix}}_B u(t) + \underbrace{\begin{bmatrix} 0.5 \\ 3 \\ -4 \end{bmatrix}}_E w(t), \quad x(0) = 0 \\ y(t) = \underbrace{\begin{bmatrix} 4 & 0 & 0 \end{bmatrix}}_C x(t) \end{cases} \quad (28)$$

Take $\alpha = 0.8$, $\Phi = I$, $c_1 = 1$, $c_2 = 5$, $T = 10$. The desired tracking signal is taken as

$$y_d(t) = \begin{cases} 0, & t < 2 \\ 0.5(t-2), & 2 \leq t < 4 \\ 1, & t \geq 4 \end{cases} \quad (29)$$

By letting the weight matrix $Q_1 = 0.3$, simple calculation gives that

$$\left(\frac{(T-t_0)^{1-\alpha}}{\Gamma(2-\alpha)} \right)^2 \sup_{t \in [t_0, T]} \dot{y}_d^T(t) Q_1 \dot{y}_d(t) \approx 0.2235 < 0.65 = c_{11} \quad \text{def}$$

The disturbance signal is

$$w(t) = 0.1 \cos(2t) + 0.3. \quad (30)$$

Assume that the weight matrix is $Q_2 = 1$, then the following can be obtained

$$\left(\frac{(T-t_0)^{1-\alpha}}{\Gamma(2-\alpha)} \right)^2 \sup_{t \in [t_0, T]} \dot{w}^T(t) Q_2 \dot{w}(t) \approx 0.1192 < 0.35 = c_{22} \quad \text{def}$$

At this time, $Q = \begin{bmatrix} Q_1 & 0 \\ 0 & Q_2 \end{bmatrix} = \begin{bmatrix} 0.3 & 0 \\ 0 & 1 \end{bmatrix}$, $c_{11} + c_{22} = 1 \leq c_1$.

Considering Theorem 3 and employing the LMI toolbox in MATLAB, the following will be established

$$L = \begin{bmatrix} 0.6092 & -0.9340 & 0.5863 & 1.0742 \\ -0.9340 & 3.2686 & -1.9925 & -4.9718 \\ 0.5863 & -1.9925 & 30.2468 & 11.7315 \\ 1.0742 & -4.9718 & 11.7315 & 47.8437 \end{bmatrix},$$

$$Y = [7.2440 \quad 5.2602 \quad -17.4902 \quad 8.1969].$$

Furthermore,

$$K = YL^{-1} = [26.3911 \quad 9.8987 \quad -0.7441 \quad 0.7899],$$

$$K_e = 26.3911,$$

$$K_x = [9.8987 \quad -0.7441 \quad 0.7899].$$

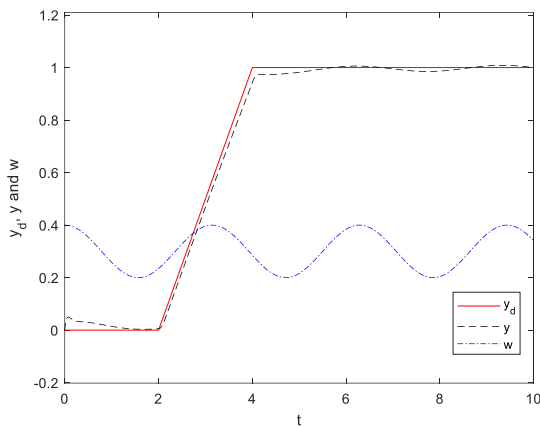


FIGURE 1. The output response of (28) with disturbance signal (30).

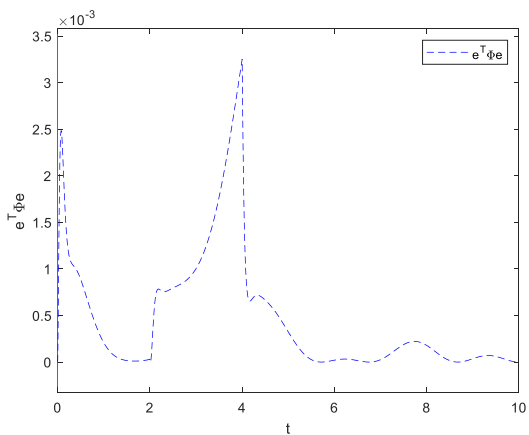


FIGURE 2. The trajectory of $e^T(t)\Phi e(t)$.

Figures 1 and 2 depicts the output response and the trajectory of $e^T(t)\Phi e(t)$ of system (28), respectively. It can be observed from Fig. 2 that in the time interval $[0,10]$, always $e^T(t)\Phi e(t) < 5$, which illustrates that under the action of the designed controller, system (28) realizes finite-time bounded tracking for $y_d(t)$ with respect to $(1,5,Q,I,10)$.

Furthermore, in order to compare the performance of the designed controller on different order, we change the

parameter α while keeping the other parameters. Take $\alpha=0.6$, $\alpha=0.75$, $\alpha=1$ (when $\alpha=1$, (28) is an ordinary integer-order system), then it can be verified that the above three values satisfy the condition of Theorem 3. The output responses of different order systems and the corresponding trajectory $e^T(t)\Phi e(t)$ are showed in Fig. 3 and 4 respectively.

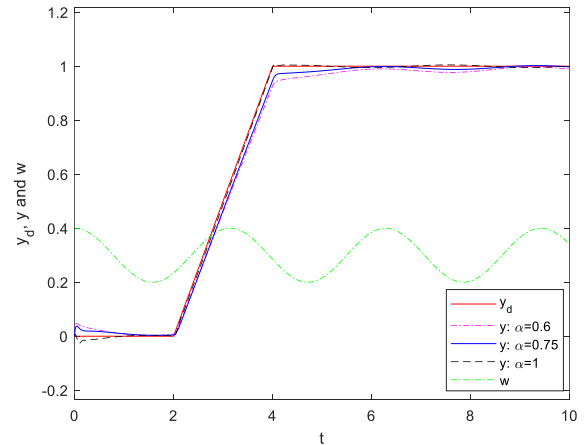


FIGURE 3. The output response with different orders.

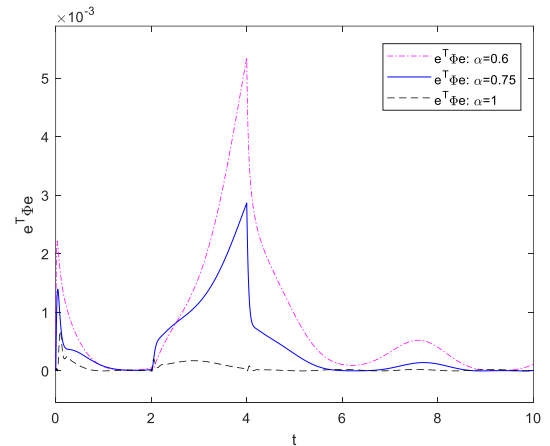


FIGURE 4. The trajectory of $e^T(t)\Phi e(t)$ with different orders.

It can be seen from Figures 3 and 4 that the closed-loop system achieves finite-time bounded tracking for $y_d(t)$ with respect to $(1,5,Q,I,10)$ under different fractional orders. Moreover, the tracking performance of the system with higher order is better than that of low order.

Example 2: Let us consider the viscoelastic system, which can be described by the following fractional differential equations [35]

$$\begin{cases} m\ddot{x}(t) + \delta {}^c D_t^{1/2} x(t) + \gamma x(t) = u(t) + \eta w(t) \\ x(0) = a_1, \dot{x}(0) = a_2 \end{cases} \quad (31)$$

where m , δ , γ , and η represent mass, damping coefficient, elastic coefficient, and disturbance coefficient, respectively;

a_1 and a_2 are constants; $x(t)$ is the displacement function; $u(t)$ denotes the control input; $w(t)$ is the disturbance input.

Selecting a set of state variables

$x_1(t) = x(t)$, $x_2(t) = {}^c D_t^{1/2} x(t)$, $x_3(t) = \dot{x}(t)$, $x_4(t) = {}^c D_t^{3/2} x(t)$, one can get

$${}^c D_t^{1/2} \begin{bmatrix} x_1(t) \\ x_2(t) \\ x_3(t) \\ x_4(t) \end{bmatrix} = \begin{bmatrix} 0 & 1 & 0 & 0 \\ 0 & 0 & 1 & 0 \\ 0 & 0 & 0 & 1 \\ -\frac{\gamma}{m} & -\frac{\delta}{m} & 0 & 0 \end{bmatrix} \begin{bmatrix} x_1(t) \\ x_2(t) \\ x_3(t) \\ x_4(t) \end{bmatrix} + \begin{bmatrix} 0 \\ 0 \\ 0 \\ \frac{1}{m} \end{bmatrix} u(t) + \begin{bmatrix} 0 \\ 0 \\ 0 \\ \frac{\eta}{m} \end{bmatrix} w(t)$$

The output of system (31) is $x(t)$. Letting $m = 0.25$, $\gamma = 0.5$, $\delta = 0.25$, $\eta = -2.5$, $a_1 = a_2 = 0$, we have

$$\begin{cases} {}^c D_t^{1/2} \tilde{x}(t) = A\tilde{x}(t) + Bu(t) + Ew(t) \\ y(t) = C\tilde{x}(t) \end{cases}, \quad (32)$$

where

$$\tilde{x}(t) = \begin{bmatrix} x_1(t) \\ x_2(t) \\ x_3(t) \\ x_4(t) \end{bmatrix}, \quad A = \begin{bmatrix} 0 & 1 & 0 & 0 \\ 0 & 0 & 1 & 0 \\ 0 & 0 & 0 & 1 \\ -2 & -1 & 0 & 0 \end{bmatrix}, \quad B = \begin{bmatrix} 0 \\ 0 \\ 0 \\ 4 \end{bmatrix},$$

$$E = \begin{bmatrix} 0 \\ 0 \\ 0 \\ -10 \end{bmatrix}, \quad C = [1 \ 0 \ 0 \ 0].$$

The initial state is $\tilde{x}(0) = [0 \ 0 \ 0 \ 0]^T$.

Let $\Phi = I$, $c_1 = 1$, $c_2 = 1$, $T = 10$. The desired tracking signal is chosen as

$$y_d(t) = 0.25 \sin(t) \quad (33)$$

Select the weight matrix $Q_1 = 1$. We have

$$\left(\frac{(T-t_0)^{1-\alpha}}{\Gamma(2-\alpha)} \right)^2 \sup_{t \in [t_0, T]} \dot{y}_d^T(t) Q_1 \dot{y}_d(t) \approx 0.7958 < 0.9 = c_{11} \quad \text{def}$$

The disturbance signal is

$$w(t) = 0.15. \quad (34)$$

Take the weight matrix $Q_2 = 1$. By calculating, it follows that

$$\left(\frac{(T-t_0)^{1-\alpha}}{\Gamma(2-\alpha)} \right)^2 \sup_{t \in [t_0, T]} \dot{w}_d^T(t) Q_2 \dot{w}_d(t) = 0 < 0.1 = c_{22} \quad \text{def}$$

Note that $Q = \begin{bmatrix} Q_1 & 0 \\ 0 & Q_2 \end{bmatrix} = \begin{bmatrix} 1 & 0 \\ 0 & 1 \end{bmatrix}$, $c_{11} + c_{22} = 1 = c_1$.

In light of Theorem 3, applying the LMI toolbox in MATLAB, the matrices L and Y are obtained.

$$L = \begin{bmatrix} 0.2705 & -1.0472 & -3.9490 & 25.3661 & 266.3576 \\ -1.0472 & 24.3566 & -224.8731 & 646.6073 & 3703.5708 \\ -3.9490 & -224.8731 & 4095.5383 & -26707.7103 & -46612.4840 \\ 25.3661 & 646.6073 & -26707.7103 & 328081.8163 & -903495.6571 \\ 266.3576 & 3703.5708 & -46612.4840 & -903495.6571 & 27377626.9659 \end{bmatrix}$$

$$Y = \begin{bmatrix} -927.4067 & 11609.1630 & 226784.3353 & -6850753.6251 & -590813.1649 \end{bmatrix}$$

On this basis, the gain matrix K is calculated:

$$K = [-139556.0037 \ -30524.9445 \ -3661.1341 \ -275.0819 \ -9.8459]$$

Figure 5 shows the closed-loop output curve of system (32). Figure 6 is the trajectory of $e^T(t)\Phi e(t)$.

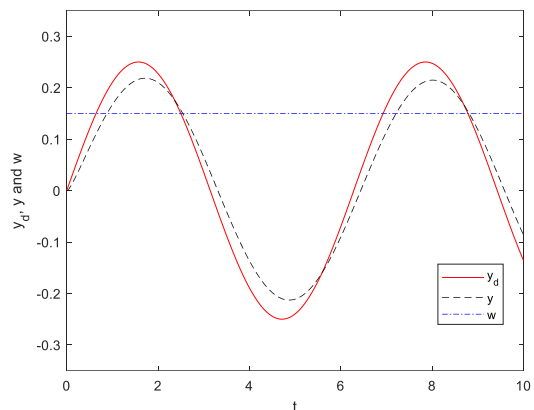


FIGURE 5. The output response of (32) with disturbance signal (34).

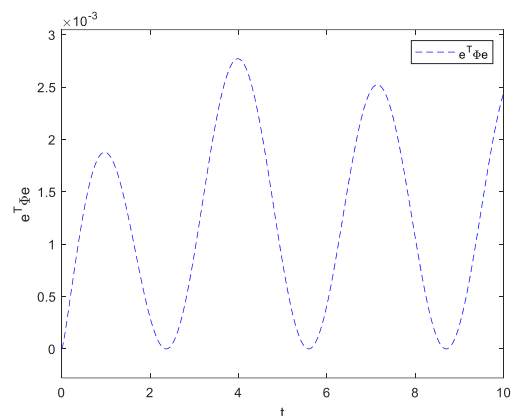


FIGURE 6. The trajectory of $e^T(t)\Phi e(t)$.

As it can be seen from Figure 5, under the action of the designed controller, the output signal of system (32) is always within the neighborhood of the desired tracking signal in a given time interval. Meanwhile, it can be observed from Fig. 6, in the time interval $[0, 10]$, $e^T(t)\Phi e(t)$ remains in the specific threshold. This indicates that system (32) realizes finite-time bounded tracking for $y_d(t)$ with respect to $(1, 1, Q, I, 10)$.

This paper studies the finite-time bounded tracking of fractional-order systems, while previous literature studied the

input-output finite time stability. In fact, if output of system (3) tracks the zero vector, in other words, let $y_d(t) \equiv 0$, then result of this paper is input-output finite time stability of the fractional-order system. The coefficient matrix and parameters in Example 2 are still adopted. The disturbance signal is taken as $w(t) = 0.2 \sin(t)$. We compare the result of this paper with those in reference [18]. The output of the closed-loop system in this paper is denoted as $y_1(t)$ and the output of the closed-loop system in reference [18] is denoted as $y_2(t)$. Figure 7 is the output curve obtained by using the controller designed in this paper. Figure 8 shows the output response obtained by utilizing the method in [18]. By comparing Figures 7 and 8, it can be observed in the order of magnitude of the vertical axis that the control effect of this paper is better than that of reference [18].

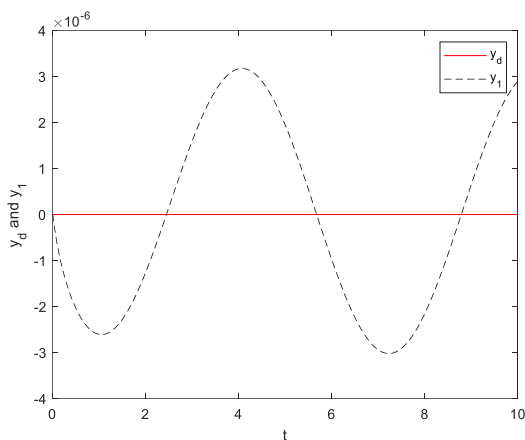


FIGURE 7. The output obtained by the control method in this paper.

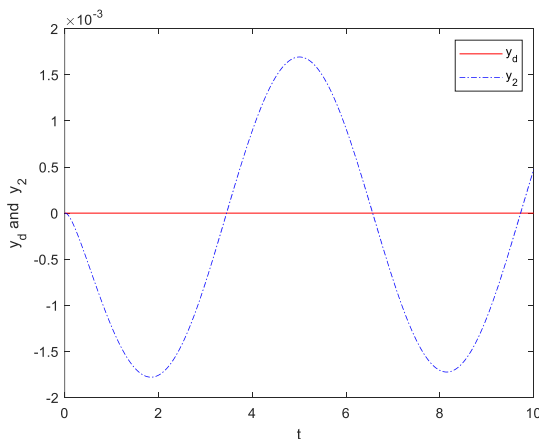


FIGURE 8. The output obtained by the control method in reference [18].

VI. CONCLUSION

This article designs a finite-time bounded tracking controller for a type of fractional-order system. By constructing the error system in the preview control theory, the original problem is transformed into an IO-FTS problem. Then, the finite-time bounded tracking controller is acquired by utilizing the LMI. Theoretical results and numerical

simulation demonstrate that under the action of the designed controller, the output of the original system realizes finite-time bounded tracking for desired tracking signal under certain conditions. Due to the aging of components and the delay of measurement, the system model often has the characteristics of uncertainty and delay. Therefore, the proposed finite-time bounded tracking control approach can be extended to other models, such as uncertain systems and delay systems and so on, which can be a good topic for further investigation.

REFERENCES

- [1] A. A. Kilbas, H. M. Srivastava, and J. J. Trujillo, Theory and Applications of Fractional Differential Equations, Amsterdam, Elsevier, 2006.
- [2] R. L. Bagley and R. A. Calico, "Fractional-order state equations for the control of viscoelastic damped structures," J. Guid. Control Dyn, vol. 14, no. 2, pp. 304-311, 1991.
- [3] R. Toledo-Hernandez, V. Rico-Ramirez, G. A. Iglesias-Silva, and U. M. Diwekar, "A fractional calculus approach to the dynamic optimization of biological reactive systems. Part I: Fractional models for biological reactions," Chem. Eng. Sci, vol. 117, pp. 217-228, Sep. 2014.
- [4] R. Sakhivel, D. J. Almkhles, and R. Sakhivel, "Fault estimations and non-fragile control design for fractional-order multi-weighted complex dynamical networks," IEEE Access, vol. 8, pp. 39513-39524, 2020.
- [5] R. Sakhivel, K. Raajananthini K, O. M. Kwon, and S. Mohanapriya, "Estimation and disturbance rejection performance for fractional order fuzzy systems," ISA Trans, vol. 92, pp. 65-74, 2019.
- [6] K. Diethelm, The Analysis of Fractional Differential Equations: An Application-oriented Exposition Using Differential Operators of Caputo Type, Heidelberg, Springer, 2011.
- [7] Y. Li, Y. Chen, and I. Podlubny, "Stability of fractional-order nonlinear dynamic systems: Lyapunov direct method and generalized Mittag-Leffler stability," Comput. Math. Appl, vol. 59, no. 5, pp. 1810-1821, Mar. 2010.
- [8] I. N'Doye, M. Darouach, M. Zasadzinski, and N. Radhy, "Robust stabilization of uncertain descriptor fractional-order systems," Automatica, vol. 49, no. 6, pp. 1907-1913, Jun. 2013.
- [9] S. H. HosseinNia, I. Tejado, and B. M. Vinagre, "Stability of fractional order switching systems," Comput. Math. App, vol. 66, no. 5, pp. 585-596, Sep. 2013.
- [10] X. Zhao, Y. Yin, and X. Zheng, "State-dependent switching control of switched positive fractional order systems," ISA Trans, vol. 62, pp. 103-108, May. 2016.
- [11] Y. Wang, J. Zhao, and B. Jiang, "Stabilization of a class of switched linear neutral systems under asynchronous switching," IEEE Trans. Autom. Control, vol. 58, no. 8, pp. 2114-2119, Aug. 2013.
- [12] P. Dorato, "Short time stability in linear time-varying systems," in Proceedings of the IRE International Convention Recod Part 4, New York, USA; 1961, pp. 83-87.
- [13] L. Weiss and E. F. Infante, "Finite time stability under perturbing forces and on product spaces," IEEE Trans. Autom. Control, vol. 12, no. 1, pp. 54-59, Feb. 1967.
- [14] F. Amato, M. Ariola, and P. Dorato, "Finite-time control of linear systems subject to parametric uncertainties and disturbances," Automatica, vol. 37, no. 9, pp. 1459-1463, Sep. 2001.
- [15] F. Amato, R. Ambrosino, C. Cosentino, and G. D. Tommasi, "Input-output finite time stabilization of linear systems," Automatica, vol. 46, no. 9, pp. 1558-1562, Sep. 2010.
- [16] M. P. Lazarević and A. M. Spasić, "Finite-time stability analysis of fractional order time-delay systems: Gronwall's approach," Math. Comput. Model., vol. 49, pp. 475-481, Feb. 2009.
- [17] Y. Ma, B. Wu, and Y. Wang, "Finite-time stability and finite-time boundedness of fractional order linear systems," Neurocomputing, vol. 173, pp. 2076-2082, Jan. 2016.

- [18] Y. Ma, B. Wu, Y. Wang, and Y. Cao, "Input-output finite time stability of fractional order linear systems with $0 < \alpha < 1$," *Trans. Inst. Meas. Control*, vol. 39, no. 5, pp. 653-659, May. 2017.
- [19] J. Liang, B. Wu, Y. Wang, B. Niu, and X. Xie, "Input-output finite-time stability of fractional-order positive switched systems," *Circuits Syst. Signal Process*, vol. 38, no. 4, pp. 1619-1638, Apr. 2019.
- [20] Y. Zhou and Z. Wang, "A robust optimal trajectory tracking control for systems with an input delay," *J. Franklin Inst.* Vol. 353, no. 12, pp. 2627-2649, 2016.
- [21] X. Li, L. Xue, and C. Sun, "Linear quadratic tracking control of unknown discrete-time systems using value iteration algorithm," *Neurocomputing*, vol. 314, no. 7, pp. 86-93, 2018.
- [22] S. Yuan, B. D. Schutter, and S. Baldi, "Robust adaptive tracking control of uncertain slowly switched linear systems," *Nonlinear Anal.-Hybrid Syst.* vol. 27, pp. 1-12, 2018.
- [23] T. Wang, Z. Yu, and Z. Li, "Adaptive tracking control for quantized nonlinear systems via backstepping design technique," *J. Franklin Inst.* vol. 355, no. 5, pp. 2631-2644, 2018.
- [24] Z. Luo, W. Xiong, W. He, and Y. Chen, "Observer-based state tracking for linear discrete multi-agent systems with switching topologies via learning control strategies," *IET Contr. Theory Appl.* vol. 14, no. 12, pp. 1639-1647, 2020.
- [25] K. Kohler, M. A. Müller, and F. A. Allgower, "nonlinear tracking model predictive control scheme for dynamic target signals," *Automatica* vol. 118, 2020, <https://doi.org/10.1016/j.automatica.2020.109030>.
- [26] J. Hu and B. Ding, "Output feedback model predictive control with steady state target calculation for fuzzy systems," *IEEE Trans. Fuzzy Syst.* 2019, DOI 10.1109/TFUZZ.2019.2950885.
- [27] T. Li, C. Wen, J. Yang, S. Li, and L. Guo, "Event-triggered tracking control for nonlinear systems subject to time-varying external disturbances," *Automatica*, 2020, <https://doi.org/10.1016/j.automatica.2020.109070>
- [28] F. Liao, Y. Wu, X. Yu, and J. Deng, "Finite-Time Bounded Tracking Control for Linear Discrete-Time Systems," *Math. Probl. Eng.*, vol. 2018, 2018, Art. no. 7017135.
- [29] F. Liao and Y. Wu, "Finite bounded tracking control for linear continuous systems with time-delay," *Control and Decision*, vol. 34, no. 10, pp. 2015-2104, 2019.
- [30] M. A. Duarte-Mermoud, N. Aguila-Camacho, J. A. Gallegos, and R. Castro-Linares, "Using general quadratic Lyapunov functions to prove Lyapunov uniform stability for fractional order systems," *Commun. Nonlinear Sci. Numer. Simul.* vol. 22, pp. 650-659, May. 2015.
- [31] G. Duan and H. Yu, *LMI in Control Systems: Analysis, Design and Applications*. Boca Raton, Taylor & Francis Group, 2013.
- [32] T. Katayama and T. Hirono, "Design of an optimal servomechanism with preview action and its dual problem," *Int. J. Control*, vol. 45, no. 2, pp. 407-420, 1987.
- [33] F. Liao, Y. Tang, H. Liu, and Y. Wang, "Design of an optimal preview controller for continuous-time systems," *Int. J. Wavelets Multiresolut. Inf. Process.* vol. 9, no. 4, pp. 655-673, Jun. 2011.
- [34] V. A. Zorich, *Mathematical Analysis I*, New York, Springer-Verlag; 2004.
- [35] F. Ikeda, S. Kawata, and T. Oguchi, "Vibration control of flexible structures with fractional differential active mass dampers," *Transactions of the Japan Society of Mechanical Engineers*, vol. 67, no. 661, pp. 2798-2805, 2001.



HAO XIE was born in Guangan, Sichuan, China, in 1993. He received the B.S. degree in mathematics and applied mathematics from Zaozhuang University, China, in 2016. He is currently a Ph.D. student at the School of Mathematics and Physics, University of Science and Technology Beijing, China. His research interests include fractional order system, interconnected system, and preview control.



FUCHENG LIAO received his B.S. degree in mathematics from Yanan University, Yanan, China, in 1982 and his M.S. degree in mathematics from Northeastern University, Shenyang, China, in 1984. He received Ph.D. degree in control theory and control engineering from the University of Science and Technology Beijing, Beijing, China, in 2007. Currently, he is a professor at the School of Mathematics and Physics, University of Science and Technology Beijing, China. His current research interests are in the area of preview control, finite-time control, robust control, and fractional order system.



YUNAN CHEN was born in Shangrao, Jiangxi, China, in 2000. She is a senior at University of Science and Technology of Beijing. She is currently pursuing the B.S. degree in information and computational mathematics at the School of Mathematics and Physics, University of Science and Technology Beijing, China. Her research interests include fractional order system and finite-time control.



XINYUE ZHANG was born in Ningxia Hui Autonomous Region, China, in 1999. She is a senior at University of Science and Technology of Beijing. She is currently pursuing the B.S. degree in information and computational mathematics at the School of Mathematics and Physics, University of Science and Technology Beijing, China. Her research interests include fractional order system and finite-time control.



MINLI LI was born in Harbin, Heilongjiang, China, in 1999. She is a senior at University of Science and Technology of Beijing. She is currently pursuing the B.S. degree in information and computational mathematics at the School of Mathematics and Physics, University of Science and Technology Beijing, China. Her research interests include fractional order system and finite-time control.



JIAMEI DENG obtained her B.S. degree in Huazhong University of Science and Technology, Wuhan, China, and Ph.D. degree in University of Reading, United Kingdom, in 2005. She is currently a Professor in Artificial Intelligence, Control, and Energy at Leeds Beckett University with a particular interest in control systems design, predictive models, finite-time control, data-driven power plant safety monitoring.